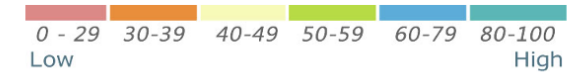


Competitor Benchmark – Enter Company Names

CSRHUB[®] Dashboard Starting Point

Enter The Company Or Companies You Want To Study

1. Enter a company name, part of a company name, or a brand in column B, a ticker into column C, a web URL into column D, and/or an ISIN number into column E.
2. If the CSRHub name you want does not appear in column J, use the CSRHub name lookup tool (top menu, CSRHub...Company) to paste the right text company name into column J.
3. The data in columns K to Q should help you double check that you have the right name match. The name in column J is the one used automatically on other sheets.
4. If you need to lookup more than 30 companies, you can copy the formulas in row 44 down.
5. Use column A to store your internal identifier or version of the company name for later reference.
6. Set the date for your report in the box starting in cell S10. Spell out the month and use four digits for the year.
7. Choose Formulas from the top menu, then Calculate Sheet. This will allow our database to update the sheet. You can change the scope of search using the box starting in column R.
8. Enter your CSRHub site credentials (username/password) when directed.



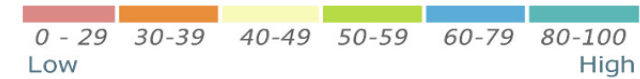
NA = Rating or information not available. This can also be due to a company with only partial ratings. We do not provide an overall score for partially rated companies.

Version: 3.3
Last Content Update: 3/9/26
Last Code Update: 12/25/25
Includes MonetDB Mac Update

10 Companies		Search scope parameters (see Column P)		0	0	0	0	More instructions and examples are available online.	Ways to Double Check the Name						
Enter Name	Enter Ticker (No exchange code)	Enter web URL	Enter ISIN	Simple Lookup (NA or blank = didn't work)	Ticker Lookup (NA or blank = didn't work)	URL Lookup (NA or blank = didn't work)	ISIN Lookup (NA or blank = didn't work)	Best Guess (replace using name lookup tool when NA)	Country	City	Ticker	# of Sources	ISIN	Industry	Overall Ratings
Exxon Mobil				Exxon Mobil Corporation	NA	NA	NA	Exxon Mobil Corporation	USA	Irving	XOM	63	US30231G1022	Oil and Gas Extraction	49
Inner Mongolia Eerduosi				Inner Mongolia Eerduosi Resources Co Ltd	NA	NA	NA	Inner Mongolia Eerduosi Resources Co Ltd	China	Eerduosi	600295	15	CNE0000017T6	Mining (except Oil & Gas)	44
Ryanair Holdings				RYANAIR HOLDINGS PLC	NA	NA	NA	RYANAIR HOLDINGS PLC	Ireland	Dublin	RYA	35	IE00BYTBXV33	Passenger Airlines	50
Target				Target Corporation	NA	NA	NA	Target Corporation	USA	Minneapolis	TGT	84	US87612E1064	Retail	60
Walmart				Walmart Inc.	NA	NA	NA	Walmart Inc.	USA	Bentonville	WMT	88	US9311421039	Retail	57
	F			NA	Ford Motor Company	NA	NA	Ford Motor Company	USA	Dearborn	F	74	US3453708600	Motor Vehicle Manufacturing	61
	GAZPN			NA	Gazprom	NA	NA	Gazprom	Russian Federation	Moscow	GAZPN	25	RU0007661625	Oil and Gas Extraction	51
		www.teslamotors.com		NA	NA	Tesla Motors, Inc.	NA	Tesla Motors, Inc.	USA	Palo Alto	TSLA	67	US88160R1014	Motor Vehicle Manufacturing	47
			CNE100003F19	NA	NA	NA	WuXi AppTec Co Ltd	WuXi AppTec Co Ltd	China	Shanghai	02359	31	CNE100003F19	Medical & Diagnostic Laboratories	60
			US0231351067	NA	NA	NA	Amazon.com, Inc.	Amazon.com, Inc.	USA	Seattle	AMZN	82	US0231351067	Electronic Shopping and Mail-Order Houses	52

Competitor Benchmark – Top Level Scores

CSRHUB[®] Dashboard Top Level Scores



Overall Information, Including Overall Ratings and Percentile Ranks

Ratings run 0-100 with 100 being best.

Percentile ranks are relative to all companies or to those in the named group. Overall Average, Best Score and Worst Score relate to companies on this page only.

NA = Rating or information not available. This can also be due to a company with only partial ratings. We do not provide an overall score for partially rated companies.

	Average	53	50	50	61%	63%	62%
Average # of Sources	Best Score	61	53	52	93%	99%	99%
56	Worst Score	44	47	49	17%	27%	20%

Basic Data				Ratings			Percentile Ranks		
Company Name (From Enter Company Names Sheet)	# of Sources	Country	Primary Industry	Overall	Country Average	Industry Average	Overall	Vs Country	Vs Industry
Exxon Mobil Corporation	63	USA	Oil and Gas Extraction	49	50	49	40%	42%	46%
Inner Mongolia Eerduosi Resources Co Ltd	15	China	Mining (except Oil & Gas)	44	47	49	17%	27%	20%
RYANAIR HOLDINGS PLC	35	Ireland	Passenger Airlines	50	53	52	48%	39%	32%
Target Corporation	84	USA	Retail	60	50	50	92%	94%	92%
Walmart Inc.	88	USA	Retail	57	50	50	85%	88%	84%
Ford Motor Company	74	USA	Motor Vehicle Manufacturing	61	50	51	93%	95%	94%
Gazprom	25	Russian Federation	Oil and Gas Extraction	51	50	49	55%	53%	58%
Tesla Motors, Inc.	67	USA	Motor Vehicle Manufacturing	47	50	51	32%	31%	27%
WuXi AppTec Co Ltd	31	China	Medical & Diagnostic Laboratories	60	47	49	92%	99%	99%
Amazon.com, Inc.	82	USA	Electronic Shopping and Mail-Order Houses	52	50	49	60%	66%	63%

Competitor Benchmark – Category & Subcategory Ratings

CSRHUB® Dashboard Competitor Benchmark Category & Subcategory Ratings (0-100, 100 = best)

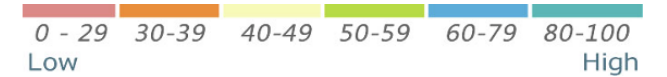


NA = Rating or information not available. This can also be due to a company with only partial ratings. We do not provide an overall score for partially rated companies.

Average Rating	51	54	53	54	53	50	50	53	53	57	55	52	51	56	53	52
Best Rating	61	66	65	60	61	64	58	61	64	72	65	64	65	64	59	57
Worst Rating	44	46	36	43	46	38	40	46	45	40	38	38	32	43	45	41
Subcategory Ratings																
Company Name (From Enter Company Names Sheet)	Category Ratings				Community			Employees			Environment			Governance		
	Community	Employees	Environment	Governance	Community Dev & Philanthropy	Human Rights & Supply Chain	Product	Compensation & Benefits	Diversity & Labor Rights	Training, Health & Safety	Energy & Climate Change	Environment Policy & Reporting	Resource Management	Board	Leadership Ethics	Transparency & Reporting
Exxon Mobil Corporation	45	51	46	52	51	45	40	51	51	51	50	46	42	56	49	51
Inner Mongolia Eerduosi Resources Co Ltd	44	46	36	52	46	38	46	46	52	40	38	38	32	53	55	47
RYANAIR HOLDINGS PLC	46	50	49	54	46	44	46	46	50	54	49	46	53	59	52	51
Target Corporation	57	62	61	60	59	55	57	60	60	65	64	60	60	64	58	57
Walmart Inc.	55	58	59	55	55	56	55	57	53	64	62	56	60	59	54	54
Ford Motor Company	59	60	65	58	59	62	56	58	60	61	65	64	65	60	58	56
Gazprom	49	48	54	52	53	46	47	51	45	48	58	54	50	52	50	55
Tesla Motors, Inc.	47	51	49	43	49	43	47	49	47	56	54	44	49	43	45	41
WuXi AppTec Co Ltd	61	66	57	57	61	64	58	61	64	72	58	60	54	56	59	55
Amazon.com, Inc.	49	54	50	54	53	47	47	55	51	55	54	49	49	58	51	52

Competitor Benchmark – Category & Subcategory Rankings

CSRHUB® Dashboard Competitor Benchmark Category and Subcategory Percentile Ranks



NA = Rating or information not available. This can also be due to a company with only partial ratings. We do not provide an overall score for partially rated companies.

Average % Rank	52%	59%	60%	66%
Best % Rank	91%	91%	94%	88%
Worst % Rank	19%	31%	5%	24%

Company Name (From Enter Company Names Sheet)	Category Percentile Ranks				Subcategory Percentile Ranks												
	Community	Employees	Environment	Governance	Community			Employees			Environment			Governance			
	Community Dev & Philanthropy	Human Rights & Supply Chain	Product	Compensation & Benefits	Diversity & Labor Rights	Training, Health & Safety	Energy & Climate Change	Environment Policy & Reporting	Resource Management	Board	Leadership Ethics	Transparency & Reporting					
Exxon Mobil Corporation	26%	48%	32%	57%	50%	24%	16%	45%	50%	49%	52%	33%	22%	72%	41%	57%	
Inner Mongolia Eerduosi Resources Co Ltd	19%	31%	5%	56%	27%	8%	37%	26%	52%	17%	9%	8%	7%	60%	70%	36%	
RYANAIR HOLDINGS PLC	26%	43%	48%	68%	28%	21%	37%	26%	45%	57%	47%	35%	61%	83%	53%	59%	
Target Corporation	81%	83%	90%	88%	84%	74%	80%	79%	80%	88%	92%	87%	85%	91%	84%	83%	
Walmart Inc.	73%	72%	86%	74%	66%	75%	73%	67%	55%	87%	89%	78%	84%	81%	61%	74%	
Ford Motor Company	86%	78%	94%	84%	83%	91%	76%	71%	81%	80%	93%	94%	91%	85%	81%	82%	
Gazprom	42%	37%	69%	59%	57%	31%	40%	43%	30%	39%	78%	69%	49%	56%	44%	79%	
Tesla Motors, Inc.	31%	46%	45%	24%	40%	20%	40%	35%	35%	65%	65%	23%	44%	27%	27%	19%	
WuXi AppTec Co Ltd	91%	91%	81%	79%	89%	93%	85%	81%	90%	97%	78%	88%	67%	70%	87%	78%	
Amazon.com. Inc.	44%	58%	53%	65%	57%	37%	40%	60%	50%	63%	66%	46%	44%	79%	49%	62%	

Competitor Benchmark – Reporting Systems

CSRHUB[®] Dashboard Competitor Benchmark

List of Reporting Systems These Companies Use

		AA1000 Assurance Standard v3 (reports titled 2024)	B Corp	B4SI	ChemSec SIN Producers	Community Reinvestment Act	Corporate Register	DOE College Scorecard	EMAS	Equator Principles	GEC EPEAT	Green Seal	GRESB	IAF CertSearch	Intengine	ISCC	Leading Employers	The Modern Slavery Registry	Newsweek World's Greenest Companies 2025
% With This System		10%	0%	0%	50%	0	90%	0%	0%	0%	0%	0%	0%	90%	30%	10%	0%	40%	0%
# With This System		1	0	0	5	0	9	0	0	0	0	0	0	9	3	1	0	4	0
Company Name	Simple Count	AA1000 Assurance Standard v3 (reports titled 2024)	B Corp	B4SI	ChemSec SIN Producers	Community Reinvestment Act	Corporate Register	DOE College Scorecard	EMAS	Equator Principles	GEC EPEAT	Green Seal	GRESB	IAF CertSearch	Intengine	ISCC	Leading Employers	The Modern Slavery Registry	Newsweek World's Greenest Companies 2025
Exxon Mobil Corporation	9	No	No	No	Yes	No	Yes	No	No	No	No	No	No	Yes	No	Yes	No	Yes	No
Inner Mongolia Eerduosi Resources Co Ltd	0	No	No	No	No	No	No	No	No	No	No	No	No	No	No	No	No	No	No
RYANAIR HOLDINGS PLC	8	No	No	No	No	No	Yes	No	No	No	No	No	No	Yes	No	No	No	No	No
Target Corporation	10	No	No	No	Yes	No	Yes	No	No	No	No	No	No	Yes	No	No	No	No	No
Walmart Inc.	10	No	No	No	No	No	Yes	No	No	No	No	No	No	Yes	Yes	No	No	Yes	No
Ford Motor Company	12	No	No	No	Yes	No	Yes	No	No	No	No	No	No	Yes	Yes	No	No	Yes	No
Gazprom	6	No	No	No	Yes	No	Yes	No	No	No	No	No	No	Yes	No	No	No	No	No
Tesla Motors, Inc.	12	No	No	No	Yes	No	Yes	No	No	No	No	No	No	Yes	Yes	No	No	Yes	No
WuXi AppTec Co Ltd	6	Yes	No	No	No	No	Yes	No	No	No	No	No	No	Yes	No	No	No	No	No
Amazon.com, Inc.	11	No	No	No	No	No	Yes	No	No	No	No	No	No	Yes	No	No	No	No	No

Competitor Benchmark – Reporting Systems

CSRHUB[®] Dashboard Competitor Benchmark

List of Reporting Systems These Companies Use

	Open Supply Hub	PERI	Protecting Florida's Investments Act	Ratio Institute	SA 8000	SASB Reporter	Science Based Targets	SPOTT	STARS	Swiss PRTR	The Transition Pathway Initiative (TPI)	UK Gender Pay Gap	UN Global Compact 2025	UNPRI	Uzbek Cotton Pledge	WBA Digital Inclusion	WBA SDG2000
% With This System	30%	30%	10%	30%	0%	70%	70%	0%	0%	0%	83%	50%	33%	0%	33%	0%	83%
# With This System	3	3	1	3	0	7	7	0	0	0	5	3	2	0	2	0	5
Company Name	Open Supply Hub	PERI	Protecting Florida's Investments Act	Ratio Institute	SA 8000	SASB Reporter	Science Based Targets	SPOTT	STARS	Swiss PRTR	The Transition Pathway Initiative (TPI)	UK Gender Pay Gap	UN Global Compact 2025	UNPRI	Uzbek Cotton Pledge	WBA Digital Inclusion	WBA SDG2000
Exxon Mobil Corporation	No	Yes	No	No	No	No	No	No	No	No	Yes	Yes	No	No	No	No	Yes
Inner Mongolia Eerduosi Resources Co Ltd	No	No	No	No	No	No	No	No	No	No	No	No	No	No	No	No	No
RYANAIR HOLDINGS PLC	No	No	No	No	No	Yes	Yes	No	No	No	Yes	Yes	Yes	No	No	No	Yes
Target Corporation	Yes	No	No	Yes	No	Yes	Yes	No	No	No	Yes	No	No	No	Yes	No	Yes
Walmart Inc.	No	No	No	Yes	No	Yes	Yes	No	No	No	Yes	No	No	No	Yes	No	Yes
Ford Motor Company	No	Yes	No	No	No	Yes	Yes	No	No	No	Yes	Yes	Yes	No	No	No	Yes
Gazprom	No	No	Yes	No	No	No	No	No	No	No	Yes	No	No	No	No	No	Yes
Tesla Motors, Inc.	Yes	Yes	No	No	No	Yes	Yes	No	No	No	Yes	Yes	No	No	No	No	Yes
WuXi AppTec Co Ltd	No	No	No	No	No	Yes	Yes	No	No	No	No	No	Yes	No	No	No	No
Amazon.com, Inc.	Yes	No	No	Yes	No	Yes	Yes	No	No	No	Yes	Yes	No	No	Yes	Yes	Yes

Competitor Benchmark – Membership in Organizations

CSRHUB[®] Dashboard Competitor Benchmark

Membership In Organizations That May Indicate/Require Social Performance

		3BL Media	ACGA	Affirm	America Is All In	ASBC	ASC	BCCCC	BICG	BITC	Bonsucro	BSR	CBSR	CCA	CECP	Ceres	Circular Economy	CSR Europe	DERES
% In This Organization		60%	0%	20%	40%	0%	0%	20%	0%	20%	0%	40%	0%	0%	30%	30%	30%	0%	0%
# In This Organization		6	0	2	4	0	0	2	0	2	0	4	0	0	3	3	3	0	0
Company Name	Simple Count	3BL Media	Asian Corporate Governance Association (ACGA)	Affirm	America Is All In	American Sustainable Business Council	Aquaculture Stewardship Council (ASC) Suppliers	Boston College Center for Corporate Citizenship (BCCCC)	Baltic Institute of Corporate Governance	Business In the Community (BITC)	Bonsucro Member	BSR Member	Canadian Business for Social Responsibility	Clean Clothes Accord	CECP (Chief Executives for Corporate Purpose)	Ceres	Circular Economy 100	CSR Europe	DERES - Responsabilidad Social Empresaria
Exxon Mobil Corporation	11	Yes	No	No	No	No	No	Yes	No	No	No	Yes	No	No	Yes	No	No	No	No
Inner Mongolia Eerduosi Resources Co Ltd	0	No	No	No	No	No	No	No	No	No	No	No	No	No	No	No	No	No	No
RYANAIR HOLDINGS PLC	1	No	No	No	No	No	No	No	No	No	No	No	No	No	No	No	No	No	No
Target Corporation	19	Yes	No	Yes	Yes	No	No	Yes	No	No	No	Yes	No	No	Yes	Yes	Yes	No	No
Walmart Inc.	16	Yes	No	No	Yes	No	No	No	No	No	No	No	No	+	Yes	No	No	No	No
Ford Motor Company	13	Yes	No	No	No	No	No	No	No	Yes	No	Yes	No	No	No	Yes	Yes	No	No
Gazprom	1	No	No	No	No	No	No	No	No	No	No	No	No	No	No	No	No	No	No
Tesla Motors, Inc.	5	Yes	No	No	Yes	No	No	No	No	No	No	No	No	No	No	No	No	No	No
WuXi AppTec Co Ltd	1	No	No	No	No	No	No	No	No	No	No	No	No	No	No	No	No	No	No
Amazon.com, Inc.	17	Yes	No	Yes	Yes	No	No	No	No	Yes	No	Yes	No	No	No	Yes	Yes	No	No

Competitor Benchmark – Membership in Organizations

CSRHUB[®] Dashboard Competitor Benchmark

Membership In Organizations That May Indicate/Require Social Performance

	FLA	Forest Disclosure	Global Alliance for Banking on Values	ICGN	ICMM	IIRC	INCR	ISG	MSC	NAEM	NMSDC	NIRAPON	Pledge One Percent	PNR	Rainforest Alliance	RBA
% In This Organization	0%	0%	0%	0%	0%	0%	0%	0%	10%	10%	50%	20%	0%	0%	10%	40%
# In This Organization	0	0	0	0	0	0	0	0	1	1	5	2	0	0	1	4
Company Name	Fair Labor Association	Forest Disclosure	Global Alliance for Banking on Values	International Corporate Governance Network	International Council on Mining and Metals	International Integrated Reporting Council (IIRC) List of Companies	Investor Network on Climate Risk Members	ISG Framework	Marine Stewardship Council Suppliers	NAEM Corporate Member	National Minority Supplier Development Council	NIRAPON	Pledge One Percent	Point of No Returns	The Rainforest Alliance	Responsible Business Alliance
Exxon Mobil Corporation	No	No	No	No	No	No	No	No	No	No	Yes	No	No	No	No	No
Inner Mongolia Eerduosi Resources Co Ltd	No	No	No	No	No	No	No	No	No	No	No	No	No	No	No	No
RYANAIR HOLDINGS PLC	No	No	No	No	No	No	No	No	No	No	No	No	No	No	No	No
Target Corporation	No	No	No	No	No	No	No	No	No	Yes	Yes	Yes	No	No	No	No
Walmart Inc.	No	No	No	No	No	No	No	No	No	No	Yes	Yes	No	No	Yes	Yes
Ford Motor Company	No	No	No	No	No	No	No	No	No	No	Yes	No	No	No	No	Yes
Gazprom	No	No	No	No	No	No	No	No	Yes	No	No	No	No	No	No	No
Tesla Motors, Inc.	No	No	No	No	No	No	No	No	No	No	No	No	No	No	No	Yes
WuXi AppTec Co Ltd	No	No	No	No	No	No	No	No	No	No	No	No	No	No	No	No
Amazon.com, Inc.	No	No	No	No	No	No	No	No	No	No	Yes	No	No	No	No	Yes

Competitor Benchmark – Membership in Organizations

CSRHUB® Dashboard Competitor Benchmark

Membership In Organizations That May Indicate/Require Social Performance

	Responsible Minerals Initiative	SAC	SPC	SPLC	Sustainability Consortium	Sustainable Brands	WBCSD	We Mean Business	WeConnect	WEF	Zurich CMA
% In This Organization	50%	30%	40%	10%	40%	30%	50%	70%	50%	40%	0%
# In This Organization	5	3	4	1	4	3	5	7	5	4	0
Company Name	Responsible Minerals Initiative	Sustainable Apparel Coalition	Sustainable Packaging Coalition	Sustainable Purchasing Leadership Council	The Sustainability Consortium member	Sustainable Brands Members	World Business Council for Sustainable Development	We Mean Business	WEConnect International	World Economic Forum Members	The Zurich Carbon Market Association (Zurich CMA)
Exxon Mobil Corporation	No	No	Yes	Yes	Yes	No	Yes	No	Yes	Yes	No
Inner Mongolia Eerduosi Resources Co Ltd	No	No	No	No	No	No	No	No	No	No	No
RYANAIR HOLDINGS PLC	No	No	No	No	No	No	No	Yes	No	No	No
Target Corporation	Yes	Yes	Yes	No	Yes	Yes	Yes	Yes	Yes	No	No
Walmart Inc.	Yes	Yes	Yes	No	Yes	Yes	Yes	Yes	Yes	Yes	No
Ford Motor Company	Yes	No	No	No	No	Yes	Yes	Yes	Yes	Yes	No
Gazprom	No	No	No	No	No	No	No	No	No	No	No
Tesla Motors, Inc.	Yes	No	No	No	No	No	No	Yes	No	No	No
WuXi AppTec Co Ltd	No	No	No	No	No	No	No	Yes	No	No	No
Amazon.com, Inc.	Yes	Yes	Yes	No	Yes	No	Yes	Yes	Yes	Yes	No

Competitor Benchmark – ESG Analyst Coverage

CSRHUB[®] Dashboard Competitor Benchmark

Environment, Social, Governance (ESG) Sources Who Collect Information On These Companies

		As You Know	CEN-ESG	Covalence	ESG Analytics	ESG Book	FTSE Russell	Gaialens	Gaialens SFDR	GEMMAQ	Hexun	Ideal Ratings	Ideal Ratings SFDR	Integrum ESG	Investverte	ISS ESG	MSCI ESG Controversies
% With Reports		60%	10%	100%	60%	100%	0%	100%	90%	60%	10%	100%	80%	80%	100%	100%	100%
# With Reports		6	1	10	6	10	0	10	9	6	1	10	8	8	10	10	10
Company Name	Simple Count	As You Know	CEN-ESG	Covalence	ESG Analytics	ESG Book	FTSE Russell	Gaialens	Gaialens SFDR	GEMMAQ	Hexun	Ideal Ratings	Ideal Ratings SFDR	Integrum ESG	Investverte	ISS ESG	MSCI ESG Controversies
Exxon Mobil Corporation	20	Yes	No	Yes	Yes	Yes	No	Yes	No	Yes	No	Yes	Yes	Yes	Yes	Yes	Yes
Inner Mongolia Eerduosi Resources Co Ltd	15	No	No	Yes	No	Yes	No	Yes	Yes	No	No	Yes	No	No	Yes	Yes	Yes
RYANAIR HOLDINGS PLC	21	No	Yes	Yes	Yes	Yes	No	Yes	Yes	No	No	Yes	Yes	Yes	Yes	Yes	Yes
Target Corporation	20	Yes	No	Yes	No	Yes	No	Yes	Yes	Yes	No	Yes	Yes	Yes	Yes	Yes	Yes
Walmart Inc.	21	Yes	No	Yes	Yes	Yes	No	Yes	Yes	Yes	No	Yes	Yes	Yes	Yes	Yes	Yes
Ford Motor Company	22	Yes	No	Yes	Yes	Yes	No	Yes	Yes	Yes	No	Yes	Yes	Yes	Yes	Yes	Yes
Gazprom	16	No	No	Yes	No	Yes	No	Yes	Yes	No	No	Yes	Yes	No	Yes	Yes	Yes
Tesla Motors, Inc.	21	Yes	No	Yes	Yes	Yes	No	Yes	Yes	Yes	No	Yes	Yes	Yes	Yes	Yes	Yes
WuXi AppTec Co Ltd	19	No	No	Yes	No	Yes	No	Yes	Yes	No	Yes	Yes	No	Yes	Yes	Yes	Yes
Amazon.com, Inc.	27	Yes	No	Yes	Yes	Yes	No	Yes	Yes	Yes	No	Yes	Yes	Yes	Yes	Yes	Yes

Competitor Benchmark – ESG Analyst Coverage

CSRHUB[®] Dashboard Competitor Benchmark

Environment, Social, Governance (ESG) Sources Who Collect Information On These Companies

	MSCI ESG Controversies	MSCI ESG GovernanceMetrics	MSCI ESG Ratings	MSCI SFDR	Prime Directive Analytics PCD (Planet, Community, Democracy)	RAEX	Richmond Global Sciences	S&P Global ESG Scores	S&P Global Trucost	SIGWATCH	Stocksnips	Sustainable Platform	Sustainalytics	SynTao Green Finance
% With Reports	100%	90%	100%	70%	10%	10%	90%	90%	100%	80%	20%	100%	100%	20%
# With Reports	10	9	10	7	1	1	9	9	10	8	2	10	10	2
Company Name	MSCI ESG Controversies	MSCI ESG GovernanceMetrics	MSCI ESG Ratings	MSCI SFDR	Prime Directive Analytics PCD (Planet, Community, Democracy)	RAEX	Richmond Global Sciences	S&P Global ESG Scores	S&P Global Trucost	SIGWATCH	Stocksnips	Sustainable Platform	Sustainalytics	SynTao Green Finance
Exxon Mobil Corporation	Yes	Yes	Yes	No	Yes	No	Yes	Yes	Yes	Yes	No	Yes	Yes	No
Inner Mongolia Eerduosi Resources Co Ltd	Yes	Yes	Yes	No	No	No	No	Yes	Yes	No	No	Yes	Yes	Yes
RYANAIR HOLDINGS PLC	Yes	Yes	Yes	Yes	No	No	Yes	Yes	Yes	Yes	No	Yes	Yes	No
Target Corporation	Yes	Yes	Yes	Yes	No	No	Yes	Yes	Yes	Yes	No	Yes	Yes	No
Walmart Inc.	Yes	Yes	Yes	Yes	No	No	Yes	Yes	Yes	Yes	No	Yes	Yes	No
Ford Motor Company	Yes	Yes	Yes	Yes	No	No	Yes	Yes	Yes	Yes	Yes	Yes	Yes	No
Gazprom	Yes	No	Yes	No	No	Yes	Yes	No	Yes	Yes	No	Yes	Yes	No
Tesla Motors, Inc.	Yes	Yes	Yes	Yes	No	No	Yes	Yes	Yes	Yes	No	Yes	Yes	No
WuXi AppTec Co Ltd	Yes	Yes	Yes	Yes	No	No	Yes	Yes	Yes	No	No	Yes	Yes	Yes
Amazon.com, Inc.	Yes	Yes	Yes	Yes	No	No	Yes	Yes	Yes	Yes	Yes	Yes	Yes	No

Competitor Benchmark – Other Measures of ESG Performance

CSRHUB[®] Dashboard Competitor Benchmark
Other Measures of ESG Performance

	5050 Women on Boards	American Opportunity Index	Better World Companies	ChemSec SIN Producers	CPA Zicklin Index Score	Just 100 Rank	Reputation Quotient	Science Based Targets Commitment
Average for This Measure	30%	2.88		26	62.4	69.7	72.5	
Best Value	33%	3.23		115	91.4	100.0	82.3	
Worst Value	22%	2.19		1	0.0	20.0	66.9	
Company Name	5050 Women on Boards	American Opportunity Index	Better World Companies	ChemSec SIN Producers	CPA Zicklin Index Score	Just 100 Rank	Reputation Quotient	Science Based Targets Commitment
Exxon Mobil Corporation	33%	3.08	F	115	58.5714	89	67.5	NA
Inner Mongolia Eerduosi Resources Co Ltd			NA					NA
RYANAIR HOLDINGS PLC			C					Targets set
Target Corporation	33%	3.23	C+	1	82.8571	100	69.9	Targets set
Walmart Inc.	25%	2.77	F		58.5714		66.9	Targets set
Ford Motor Company	33%	2.19	F	2	91.4286	20	73	Targets set
Gazprom			NA	12				NA
Tesla Motors, Inc.	22%	2.9	NA	2	0		75.4	Commitment removed
WuXi AppTec Co Ltd			NA					Committed
Amazon.com, Inc.	33%	3.09	D-		82.8571		82.3	Commitment removed