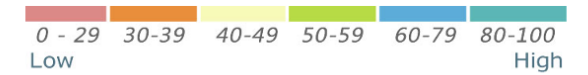


ESG Historical Research Rankings – Enter Company Names

CSRHUB[®] Dashboard Starting Point

Enter The Company Or Companies You Want To Study

1. Enter a company name, part of a company name, or a brand in column B, a ticker into column C, a web URL into column D, and/or an ISIN number into column E.
2. If the CSRHub name you want does not appear in column J, use the CSRHub name lookup tool (top menu, CSRHub...Company) to paste the right text company name into column J.
3. The data in columns K to Q should help you double check that you have the right name match. The name in column J is the one used automatically on other sheets.
4. If you need to lookup more than 30 companies, you can copy the formulas in row 44 down.
5. Use column A to store your internal identifier or version of the company name for later reference.
6. Set the date for your report in the box starting in cell S10. Spell out the month and use four digits for the year.
7. Choose Formulas from the top menu, then Calculate Sheet. This will allow our database to update the sheet. You can change the scope of search using the box starting in column R.
8. Enter your CSRHub site credentials (username/password) when directed.



NA = Rating or information not available. This can also be due to a company with only partial ratings. We do not provide an overall score for partially rated companies.

Version: 3.3
 Last Content Update: 3/9/26
 Last Code Update: 12/25/25
 Includes MonetDB Mac Update

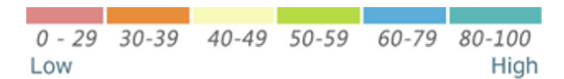
10 Companies		Search scope parameters (see Column P)		0	0	0	0	More instructions and examples are available online.	Ways to Double Check the Name						
Enter Name	Enter Ticker (No exchange code)	Enter web URL	Enter ISIN	Simple Lookup (NA or blank = didn't work)	Ticker Lookup (NA or blank = didn't work)	URL Lookup (NA or blank = didn't work)	ISIN Lookup (NA or blank = didn't work)	Best Guess (replace using name lookup tool when NA)	Country	City	Ticker	# of Sources	ISIN	Industry	Overall Ratings
Exxon Mobil				Exxon Mobil Corporation	NA	NA	NA	Exxon Mobil Corporation	USA	Irving	XOM	63	US30231G1022	Oil and Gas Extraction	49
Inner Mongolia Eerduosi				Inner Mongolia Eerduosi Resources Co Ltd	NA	NA	NA	Inner Mongolia Eerduosi Resources Co Ltd	China	Eerduosi	600295	15	CNE0000017T6	Mining (except Oil & Gas)	44
Ryanair Holdings				RYANAIR HOLDINGS PLC	NA	NA	NA	RYANAIR HOLDINGS PLC	Ireland	Dublin	RYA	35	IE00BYTBXV33	Passenger Airlines	50
Target				Target Corporation	NA	NA	NA	Target Corporation	USA	Minneapolis	TGT	84	US87612E1064	Retail	60
Walmart				Walmart Inc.	NA	NA	NA	Walmart Inc.	USA	Bentonville	WMT	88	US9311421039	Retail	57
	F			NA	Ford Motor Company	NA	NA	Ford Motor Company	USA	Dearborn	F	74	US3453708600	Motor Vehicle Manufacturing	61
	GAZPN			NA	Gazprom	NA	NA	Gazprom	Russian Federation	Moscow	GAZPN	25	RU0007661625	Oil and Gas Extraction	51
		www.teslamotors.com		NA	NA	Tesla Motors, Inc.	NA	Tesla Motors, Inc.	USA	Palo Alto	TSLA	67	US88160R1014	Motor Vehicle Manufacturing	47
			CNE100003F19	NA	NA	NA	WuXi AppTec Co Ltd	WuXi AppTec Co Ltd	China	Shanghai	02359	31	CNE100003F19	Medical & Diagnostic Laboratories	60
			US0231351067	NA	NA	NA	Amazon.com, Inc.	Amazon.com, Inc.	USA	Seattle	AMZN	82	US0231351067	Electronic Shopping and Mail-Order Houses	52

ESG Historical Research Rankings – Overall Ranking 25 months

Extract Data for a List of Companies

Instructions:

1. Company Names are being pulled from the tab titled "Enter Company Names". If needed, please copy format in column B. Click Calculate.
2. Click **Calculate** in the Bottom Left Corner.
3. Under the **CSRHub Menu** at the top of the Toolbar, Click **"Rebuild Data on This Sheet"**.



[More instructions and examples are available online.](#)

Showing Data From **January 2024** To **January 2026**

NA = Rating or information not available. This can also be due to a company with only partial ratings. We do not provide an overall score for partially rated companies.

From "Enter Company Names" Cell H	Overall Percentile Rank (December 2024)	Overall Percentile Rank (January 2025)	Overall Percentile Rank (February 2025)	Overall Percentile Rank (March 2025)	Overall Percentile Rank (April 2025)	Overall Percentile Rank (May 2025)	Overall Percentile Rank (June 2025)	Overall Percentile Rank (July 2025)	Overall Percentile Rank (August 2025)	Overall Percentile Rank (September 2025)	Overall Percentile Rank (October 2025)	Overall Percentile Rank (November 2025)	Overall Percentile Rank (December 2025)	Overall Percentile Rank (January 2026)
Exxon Mobil Corporation	34%	39%	33%	35%	36%	38%	36%	36%	40%	43%	44%	42%	43%	43%
Inner Mongolia Eerduosi Resources Co Ltd	25%	19%	21%	20%	16%	15%	15%	17%	17%	14%	15%	15%	15%	14%
RYANAIR HOLDINGS PLC	45%	46%	41%	39%	45%	44%	46%	46%	48%	63%	65%	63%	63%	64%
Target Corporation	97%	97%	96%	97%	96%	96%	93%	93%	92%	93%	93%	92%	91%	92%
Walmart Inc.	87%	88%	86%	88%	85%	86%	84%	85%	85%	86%	87%	83%	83%	83%
Ford Motor Company	94%	93%	93%	93%	92%	93%	92%	92%	93%	94%	94%	94%	94%	94%
Gazprom	77%	62%	51%	52%	64%	58%	57%	57%	55%	56%	55%	53%	52%	58%
Tesla Motors, Inc.	34%	33%	30%	28%	31%	34%	32%	33%	32%	35%	37%	44%	38%	37%
WuXi AppTec Co Ltd	96%	95%	95%	95%	94%	93%	93%	93%	92%	89%	90%	91%	91%	93%
Amazon.com, Inc.	60%	61%	58%	58%	57%	59%	59%	58%	60%	64%	65%	62%	63%	65%

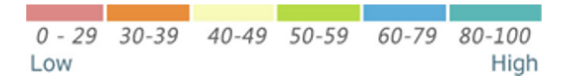
ESG Historical Research Rankings – Community 25 months

Extract Data for a List of Companies

Instructions:

1. Company Names are being pulled from the tab titled "Enter Company Names". If needed, please copy format in column B. Click Calculate.
2. Click **Calculate** in the Bottom Left Corner.
3. Under the **CSRHub Menu** at the top of the Toolbar, Click "**Rebuild Data on This Sheet**".

CSRHUB® Bulk Extract



[More instructions and examples are available online.](#)

Showing Data From **January 2024** To **January 2026**

NA = Rating or information not available. This can also be due to a company with only partial ratings. We do not provide an overall score for partially rated companies.

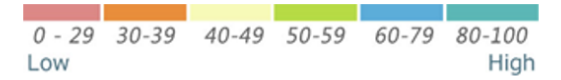
From "Enter Company Names" Cell H	Community Percentile Rank (December 2024)	Community Percentile Rank (January 2025)	Community Percentile Rank (February 2025)	Community Percentile Rank (March 2025)	Community Percentile Rank (April 2025)	Community Percentile Rank (May 2025)	Community Percentile Rank (June 2025)	Community Percentile Rank (July 2025)	Community Percentile Rank (August 2025)	Community Percentile Rank (September 2025)	Community Percentile Rank (October 2025)	Community Percentile Rank (November 2025)	Community Percentile Rank (December 2025)	Community Percentile Rank (January 2026)
Exxon Mobil Corporation	27%	32%	28%	27%	25%	26%	25%	23%	26%	32%	35%	29%	28%	28%
Inner Mongolia Eerduosi Resources Co Ltd	34%	21%	24%	24%	21%	20%	20%	20%	19%	18%	19%	19%	19%	18%
RYANAIR HOLDINGS PLC	26%	28%	22%	21%	23%	23%	24%	23%	26%	47%	51%	49%	48%	50%
Target Corporation	87%	87%	86%	87%	87%	87%	81%	80%	81%	83%	83%	79%	78%	79%
Walmart Inc.	79%	82%	81%	81%	77%	78%	73%	74%	73%	76%	78%	69%	68%	70%
Ford Motor Company	85%	85%	84%	82%	83%	84%	84%	84%	86%	87%	88%	85%	84%	86%
Gazprom	57%	46%	45%	45%	51%	51%	51%	48%	42%	40%	42%	38%	37%	46%
Tesla Motors, Inc.	31%	31%	28%	27%	28%	30%	29%	29%	31%	45%	47%	49%	46%	48%
WuXi AppTec Co Ltd	91%	91%	89%	89%	90%	89%	89%	90%	91%	93%	92%	92%	92%	95%
Amazon.com, Inc.	47%	49%	44%	46%	44%	44%	44%	43%	44%	50%	52%	45%	44%	48%

ESG Historical Research Rankings – Employees 25 months

Extract Data for a List of Companies

Instructions:

1. Company Names are being pulled from the tab titled "Enter Company Names". If needed, please copy format in column B. Click Calculate.
2. Click **Calculate** in the Bottom Left Corner.
3. Under the **CSRHub Menu** at the top of the Toolbar, Click "**Rebuild Data on This Sheet**".



[More instructions and examples are available online.](#)

Showing Data From **January 2024** To **January 2026**

NA = Rating or information not available. This can also be due to a company with only partial ratings. We do not provide an overall score for partially rated companies.

From "Enter Company Names" Cell H	Employees Percentile Rank (December 2024)	Employees Percentile Rank (January 2025)	Employees Percentile Rank (February 2025)	Employees Percentile Rank (March 2025)	Employees Percentile Rank (April 2025)	Employees Percentile Rank (May 2025)	Employees Percentile Rank (June 2025)	Employees Percentile Rank (July 2025)	Employees Percentile Rank (August 2025)	Employees Percentile Rank (September 2025)	Employees Percentile Rank (October 2025)	Employees Percentile Rank (November 2025)	Employees Percentile Rank (December 2025)	Employees Percentile Rank (January 2026)
Exxon Mobil Corporation	45%	47%	44%	44%	44%	46%	44%	45%	48%	49%	52%	53%	53%	54%
Inner Mongolia Eerduosi Resources Co Ltd	35%	30%	31%	31%	26%	27%	27%	31%	31%	28%	30%	31%	32%	29%
RYANAIR HOLDINGS PLC	43%	40%	35%	34%	39%	40%	39%	41%	43%	49%	53%	48%	50%	50%
Target Corporation	89%	88%	85%	86%	85%	85%	83%	83%	83%	87%	87%	84%	85%	85%
Walmart Inc.	79%	79%	72%	72%	71%	72%	70%	69%	72%	77%	78%	75%	75%	76%
Ford Motor Company	78%	77%	75%	75%	75%	76%	74%	75%	78%	83%	83%	83%	83%	82%
Gazprom	56%	38%	30%	30%	41%	41%	40%	40%	37%	40%	39%	39%	39%	40%
Tesla Motors, Inc.	43%	40%	38%	38%	44%	46%	44%	45%	46%	40%	42%	43%	39%	38%
WuXi AppTec Co Ltd	92%	93%	93%	93%	92%	92%	91%	91%	91%	85%	87%	85%	85%	88%
Amazon.com, Inc.	60%	58%	55%	56%	57%	58%	56%	54%	58%	64%	66%	65%	66%	68%

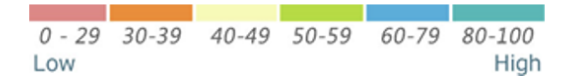
ESG Historical Research Rankings – Environment 25 months

Extract Data for a List of Companies

Instructions:

1. Company Names are being pulled from the tab titled "Enter Company Names". If needed, please copy format in column B. Click Calculate.
2. Click **Calculate** in the Bottom Left Corner.
3. Under the **CSRHub Menu** at the top of the Toolbar, Click "**Rebuild Data on This Sheet**".

CSRHUB[®] Bulk Extract



[More instructions and examples are available online.](#)

Showing Data From **January 2024** To **January 2026**

NA = Rating or information not available. This can also be due to a company with only partial ratings. We do not provide an overall score for partially rated companies.

From "Enter Company Names" Cell H	Environment Percentile Rank (December 2024)	Environment Percentile Rank (January 2025)	Environment Percentile Rank (February 2025)	Environment Percentile Rank (March 2025)	Environment Percentile Rank (April 2025)	Environment Percentile Rank (May 2025)	Environment Percentile Rank (June 2025)	Environment Percentile Rank (July 2025)	Environment Percentile Rank (August 2025)	Environment Percentile Rank (September 2025)	Environment Percentile Rank (October 2025)	Environment Percentile Rank (November 2025)	Environment Percentile Rank (December 2025)	Environment Percentile Rank (January 2026)
Exxon Mobil Corporation	28%	31%	27%	27%	29%	30%	29%	30%	32%	36%	35%	35%	35%	35%
Inner Mongolia Eerduosi Resources Co Ltd	11%	9%	9%	6%	5%	5%	5%	5%	5%	5%	6%	5%	5%	4%
RYANAIR HOLDINGS PLC	45%	50%	49%	44%	50%	49%	50%	49%	48%	57%	58%	64%	63%	65%
Target Corporation	94%	94%	94%	94%	93%	93%	89%	90%	90%	89%	88%	90%	90%	91%
Walmart Inc.	84%	87%	86%	87%	85%	85%	85%	86%	86%	86%	86%	85%	85%	86%
Ford Motor Company	93%	93%	94%	94%	94%	94%	94%	94%	94%	94%	94%	94%	95%	95%
Gazprom	86%	78%	76%	75%	78%	71%	70%	70%	69%	70%	71%	69%	69%	76%
Tesla Motors, Inc.	55%	54%	55%	45%	45%	47%	44%	46%	45%	45%	49%	48%	46%	46%
WuXi AppTec Co Ltd	89%	88%	88%	83%	84%	83%	81%	82%	81%	73%	72%	78%	78%	81%
Amazon.com, Inc.	55%	58%	57%	50%	50%	54%	54%	53%	53%	57%	57%	61%	60%	61%

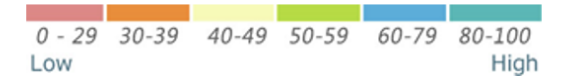
ESG Historical Research Rankings – Governance 25 months

Extract Data for a List of Companies

Instructions:

1. Company Names are being pulled from the tab titled "Enter Company Names". If needed, please copy format in column B. Click Calculate.
2. Click **Calculate** in the Bottom Left Corner.
3. Under the **CSRHub Menu** at the top of the Toolbar, Click "**Rebuild Data on This Sheet**".

CSRHUB[®] Bulk Extract



[More instructions and examples are available online.](#)

Showing Data From **January 2024** To **January 2026**

NA = Rating or information not available. This can also be due to a company with only partial ratings. We do not provide an overall score for partially rated companies.

From "Enter Company Names" Cell H	Governance Percentile Rank (December 2024)	Governance Percentile Rank (January 2025)	Governance Percentile Rank (February 2025)	Governance Percentile Rank (March 2025)	Governance Percentile Rank (April 2025)	Governance Percentile Rank (May 2025)	Governance Percentile Rank (June 2025)	Governance Percentile Rank (July 2025)	Governance Percentile Rank (August 2025)	Governance Percentile Rank (September 2025)	Governance Percentile Rank (October 2025)	Governance Percentile Rank (November 2025)	Governance Percentile Rank (December 2025)	Governance Percentile Rank (January 2026)
Exxon Mobil Corporation	53%	53%	52%	52%	54%	56%	54%	53%	57%	56%	52%	54%	57%	59%
Inner Mongolia Eerduosi Resources Co Ltd	63%	61%	64%	64%	58%	57%	58%	58%	56%	52%	54%	53%	54%	57%
RYANAIR HOLDINGS PLC	65%	66%	63%	63%	66%	66%	67%	67%	68%	82%	80%	75%	76%	78%
Target Corporation	92%	92%	92%	92%	91%	91%	89%	89%	88%	87%	86%	85%	87%	89%
Walmart Inc.	76%	77%	76%	76%	76%	78%	77%	78%	74%	75%	74%	72%	73%	75%
Ford Motor Company	85%	84%	83%	83%	83%	84%	82%	82%	84%	84%	84%	81%	85%	87%
Gazprom	71%	65%	47%	47%	61%	54%	54%	55%	59%	58%	56%	54%	54%	59%
Tesla Motors, Inc.	24%	23%	23%	23%	27%	27%	27%	27%	24%	28%	26%	40%	33%	33%
WuXi AppTec Co Ltd	85%	85%	86%	85%	84%	83%	84%	84%	79%	76%	74%	86%	88%	91%
Amazon.com, Inc.	64%	64%	62%	64%	64%	64%	66%	66%	65%	64%	64%	57%	64%	66%

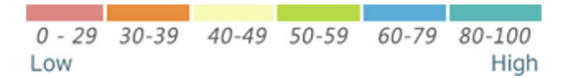
ESG Historical Research Rankings – Community Dev & Philanthropy 25 months

Extract Data for a List of Companies

Instructions:

1. Company Names are being pulled from the tab titled "Enter Company Names". If needed, please copy format in column B. Click Calculate.
2. Click **Calculate** in the Bottom Left Corner.
3. Under the **CSRHub Menu** at the top of the Toolbar, Click "**Rebuild Data on This Sheet**".

CSRHUB[®] Bulk Extract



[More instructions and examples are available online.](#)

Showing Data From **January 2024** To **January 2026**

NA = Rating or information not available. This can also be due to a company with only partial ratings. We do not provide an overall score for partially rated companies.

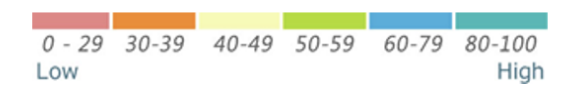
From "Enter Company Names" Cell H	Community Dev & Philanthropy Percentile Rank (December 2024)	Community Dev & Philanthropy Percentile Rank (January 2025)	Community Dev & Philanthropy Percentile Rank (February 2025)	Community Dev & Philanthropy Percentile Rank (March 2025)	Community Dev & Philanthropy Percentile Rank (April 2025)	Community Dev & Philanthropy Percentile Rank (May 2025)	Community Dev & Philanthropy Percentile Rank (June 2025)	Community Dev & Philanthropy Percentile Rank (July 2025)	Community Dev & Philanthropy Percentile Rank (August 2025)	Community Dev & Philanthropy Percentile Rank (September 2025)	Community Dev & Philanthropy Percentile Rank (October 2025)	Community Dev & Philanthropy Percentile Rank (November 2025)	Community Dev & Philanthropy Percentile Rank (December 2025)	Community Dev & Philanthropy Percentile Rank (January 2026)
Exxon Mobil Corporation	47%	48%	45%	46%	45%	46%	46%	47%	50%	60%	61%	52%	50%	51%
Inner Mongolia Eerduosi Resources Co Ltd	36%	33%	35%	34%	27%	26%	25%	28%	27%	27%	30%	29%	29%	29%
RYANAIR HOLDINGS PLC	27%	30%	26%	26%	27%	27%	26%	26%	28%	36%	39%	37%	37%	40%
Target Corporation	88%	87%	87%	87%	88%	88%	83%	84%	84%	88%	87%	84%	81%	83%
Walmart Inc.	75%	79%	73%	73%	71%	73%	69%	67%	66%	75%	76%	67%	67%	67%
Ford Motor Company	82%	81%	80%	78%	81%	83%	82%	82%	83%	88%	87%	85%	85%	86%
Gazprom	82%	71%	63%	66%	70%	66%	65%	63%	57%	57%	55%	56%	55%	67%
Tesla Motors, Inc.	42%	38%	35%	33%	37%	39%	37%	36%	40%	43%	44%	51%	47%	48%
WuXi AppTec Co Ltd	91%	90%	89%	89%	88%	88%	87%	88%	89%	87%	87%	86%	86%	87%
Amazon.com, Inc.	63%	61%	57%	58%	59%	60%	57%	56%	57%	67%	69%	60%	59%	62%

ESG Historical Research Rankings – Human Rights & Supply Chain 25 months

Extract Data for a List of Companies

Instructions:

1. Company Names are being pulled from the tab titled "Enter Company Names". If needed, please copy format in column B. Click Calculate.
2. Click **Calculate** in the Bottom Left Corner.
3. Under the **CSRHub Menu** at the top of the Toolbar, Click **"Rebuild Data on This Sheet"**.



[More instructions and examples are available online.](#)

Showing Data From **January 2024** To **January 2026**

NA = Rating or information not available. This can also be due to a company with only partial ratings. We do not provide an overall score for partially rated companies.

From "Enter Company Names" Cell H	Human Rights & Supply Chain Percentile Rank (December 2024)	Human Rights & Supply Chain Percentile Rank (January 2025)	Human Rights & Supply Chain Percentile Rank (February 2025)	Human Rights & Supply Chain Percentile Rank (March 2025)	Human Rights & Supply Chain Percentile Rank (April 2025)	Human Rights & Supply Chain Percentile Rank (May 2025)	Human Rights & Supply Chain Percentile Rank (June 2025)	Human Rights & Supply Chain Percentile Rank (July 2025)	Human Rights & Supply Chain Percentile Rank (August 2025)	Human Rights & Supply Chain Percentile Rank (September 2025)	Human Rights & Supply Chain Percentile Rank (October 2025)	Human Rights & Supply Chain Percentile Rank (November 2025)	Human Rights & Supply Chain Percentile Rank (December 2025)	Human Rights & Supply Chain Percentile Rank (January 2026)
Exxon Mobil Corporation	29%	37%	31%	31%	27%	28%	26%	23%	24%	33%	36%	27%	27%	28%
Inner Mongolia Eerduosi Resources Co Ltd	17%	8%	10%	10%	10%	9%	10%	9%	8%	7%	8%	8%	8%	6%
RYANAIR HOLDINGS PLC	16%	18%	14%	14%	15%	15%	17%	18%	21%	59%	63%	63%	63%	64%
Target Corporation	84%	84%	83%	84%	85%	85%	77%	75%	74%	77%	77%	76%	75%	78%
Walmart Inc.	81%	83%	83%	83%	80%	80%	72%	77%	75%	77%	78%	70%	68%	73%
Ford Motor Company	90%	89%	89%	87%	88%	89%	88%	90%	91%	92%	92%	91%	89%	92%
Gazprom	37%	28%	33%	35%	36%	37%	37%	38%	31%	29%	35%	33%	32%	41%
Tesla Motors, Inc.	16%	18%	17%	16%	17%	19%	17%	20%	20%	40%	41%	43%	40%	44%
WuXi AppTec Co Ltd	93%	93%	91%	91%	92%	91%	91%	92%	93%	94%	92%	92%	91%	94%
Amazon.com, Inc.	35%	40%	37%	38%	36%	36%	37%	36%	37%	42%	42%	40%	40%	45%

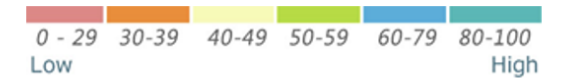


ESG Historical Research Rankings – Product 25 months

Extract Data for a List of Companies

Instructions:

1. Company Names are being pulled from the tab titled "Enter Company Names". If needed, please copy format in column B. Click Calculate.
2. Click **Calculate** in the Bottom Left Corner.
3. Under the **CSRHub Menu** at the top of the Toolbar, Click "**Rebuild Data on This Sheet**".



[More instructions and examples are available online.](#)

Showing Data From **January 2024** To **January 2026**

NA = Rating or information not available. This can also be due to a company with only partial ratings. We do not provide an overall score for partially rated companies.

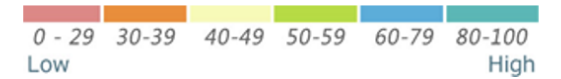
From "Enter Company Names" Cell H	Product Percentile Rank (December 2024)	Product Percentile Rank (January 2025)	Product Percentile Rank (February 2025)	Product Percentile Rank (March 2025)	Product Percentile Rank (April 2025)	Product Percentile Rank (May 2025)	Product Percentile Rank (June 2025)	Product Percentile Rank (July 2025)	Product Percentile Rank (August 2025)	Product Percentile Rank (September 2025)	Product Percentile Rank (October 2025)	Product Percentile Rank (November 2025)	Product Percentile Rank (December 2025)	Product Percentile Rank (January 2026)
Exxon Mobil Corporation	16%	19%	16%	16%	15%	15%	15%	15%	16%	16%	18%	19%	19%	19%
Inner Mongolia Eerduosi Resources Co Ltd	56%	36%	40%	40%	38%	36%	37%	38%	37%	34%	34%	33%	33%	32%
RYANAIR HOLDINGS PLC	45%	44%	36%	33%	36%	35%	36%	33%	37%	48%	50%	46%	46%	47%
Target Corporation	86%	87%	86%	87%	85%	85%	79%	77%	80%	78%	81%	75%	74%	72%
Walmart Inc.	76%	78%	79%	79%	74%	75%	72%	73%	73%	72%	76%	68%	68%	68%
Ford Motor Company	76%	77%	76%	75%	71%	74%	75%	73%	76%	75%	77%	72%	71%	68%
Gazprom	46%	39%	40%	39%	47%	50%	50%	45%	40%	38%	39%	32%	32%	33%
Tesla Motors, Inc.	41%	43%	40%	39%	38%	40%	40%	37%	40%	51%	57%	53%	51%	53%
WuXi AppTec Co Ltd	85%	86%	85%	85%	84%	83%	84%	83%	85%	94%	94%	94%	94%	97%
Amazon.com, Inc.	43%	46%	42%	44%	39%	40%	43%	42%	40%	41%	44%	39%	38%	40%

ESG Historical Research Rankings – Compensation & Benefits 25 months

Extract Data for a List of Companies

Instructions:

1. Company Names are being pulled from the tab titled "Enter Company Names". If needed, please copy format in column B. Click Calculate.
2. Click **Calculate** in the Bottom Left Corner.
3. Under the **CSRHub Menu** at the top of the Toolbar, Click "**Rebuild Data on This Sheet**".



[More instructions and examples are available online.](#)

Showing Data From **January 2024** To **January 2026**

NA = Rating or information not available. This can also be due to a company with only partial ratings. We do not provide an overall score for partially rated companies.

From "Enter Company Names" Cell H	Compensation & Benefits Percentile Rank (December 2024)	Compensation & Benefits Percentile Rank (January 2025)	Compensation & Benefits Percentile Rank (February 2025)	Compensation & Benefits Percentile Rank (March 2025)	Compensation & Benefits Percentile Rank (April 2025)	Compensation & Benefits Percentile Rank (May 2025)	Compensation & Benefits Percentile Rank (June 2025)	Compensation & Benefits Percentile Rank (July 2025)	Compensation & Benefits Percentile Rank (August 2025)	Compensation & Benefits Percentile Rank (September 2025)	Compensation & Benefits Percentile Rank (October 2025)	Compensation & Benefits Percentile Rank (November 2025)	Compensation & Benefits Percentile Rank (December 2025)	Compensation & Benefits Percentile Rank (January 2026)
Exxon Mobil Corporation	34%	35%	33%	33%	37%	42%	40%	43%	45%	46%	51%	52%	54%	54%
Inner Mongolia Eerduosi Resources Co Ltd	29%	25%	25%	25%	23%	25%	24%	26%	26%	24%	24%	25%	27%	25%
RYANAIR HOLDINGS PLC	23%	19%	17%	16%	22%	24%	23%	26%	26%	34%	37%	35%	38%	39%
Target Corporation	89%	88%	87%	87%	86%	86%	83%	83%	79%	86%	86%	84%	86%	86%
Walmart Inc.	71%	68%	59%	58%	63%	67%	63%	63%	67%	72%	74%	73%	75%	75%
Ford Motor Company	74%	70%	70%	69%	68%	70%	70%	71%	71%	81%	82%	82%	85%	84%
Gazprom	48%	26%	23%	22%	43%	44%	43%	43%	43%	47%	43%	44%	45%	46%
Tesla Motors, Inc.	30%	27%	26%	26%	33%	37%	34%	35%	35%	31%	35%	43%	34%	33%
WuXi AppTec Co Ltd	86%	88%	89%	89%	83%	82%	81%	82%	81%	68%	71%	68%	71%	75%
Amazon.com, Inc.	58%	52%	53%	54%	57%	59%	57%	56%	60%	65%	68%	66%	70%	71%

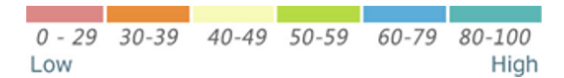
ESG Historical Research Rankings – Diversity & Labor Rights 25 months

Extract Data for a List of Companies

Instructions:

1. Company Names are being pulled from the tab titled "Enter Company Names". If needed, please copy format in column B. Click Calculate.
2. Click **Calculate** in the Bottom Left Corner.
3. Under the **CSRHub Menu** at the top of the Toolbar, Click "**Rebuild Data on This Sheet**".

CSRHUB[®] Bulk Extract



[More instructions and examples are available online.](#)

Showing Data From **January 2024** To **January 2026**

NA = Rating or information not available. This can also be due to a company with only partial ratings. We do not provide an overall score for partially rated companies.

From "Enter Company Names" Cell H	Diversity & Labor Rights Percentile Rank (December 2024)	Diversity & Labor Rights Percentile Rank (January 2025)	Diversity & Labor Rights Percentile Rank (February 2025)	Diversity & Labor Rights Percentile Rank (March 2025)	Diversity & Labor Rights Percentile Rank (April 2025)	Diversity & Labor Rights Percentile Rank (May 2025)	Diversity & Labor Rights Percentile Rank (June 2025)	Diversity & Labor Rights Percentile Rank (July 2025)	Diversity & Labor Rights Percentile Rank (August 2025)	Diversity & Labor Rights Percentile Rank (September 2025)	Diversity & Labor Rights Percentile Rank (October 2025)	Diversity & Labor Rights Percentile Rank (November 2025)
Exxon Mobil Corporation	50%	51%	47%	47%	45%	46%	44%	46%	50%	51%	53%	55%
Inner Mongolia Eerduosi Resources Co Ltd	56%	51%	52%	53%	44%	44%	44%	51%	52%	45%	45%	46%
RYANAIR HOLDINGS PLC	48%	46%	38%	37%	39%	39%	39%	41%	45%	52%	56%	57%
Target Corporation	87%	86%	83%	83%	82%	82%	79%	79%	80%	85%	85%	84%
Walmart Inc.	67%	69%	60%	60%	55%	56%	53%	52%	55%	67%	68%	65%
Ford Motor Company	79%	79%	75%	75%	76%	76%	73%	75%	81%	85%	84%	85%
Gazprom	58%	41%	29%	30%	35%	35%	35%	35%	30%	30%	30%	29%
Tesla Motors, Inc.	32%	32%	29%	29%	33%	33%	31%	33%	35%	34%	36%	34%
WuXi AppTec Co Ltd	90%	91%	91%	92%	91%	91%	90%	91%	90%	84%	85%	83%
Amazon.com, Inc.	53%	52%	45%	46%	46%	48%	46%	45%	50%	59%	60%	60%

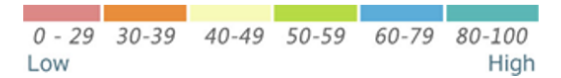
ESG Historical Research Rankings – Training, Safety & Health 25 months

Extract Data for a List of Companies

Instructions:

1. Company Names are being pulled from the tab titled "Enter Company Names". If needed, please copy format in column B. Click Calculate.
2. Click **Calculate** in the Bottom Left Corner.
3. Under the **CSRHub Menu** at the top of the Toolbar, Click "**Rebuild Data on This Sheet**".

CSRHUB[®] Bulk Extract



[More instructions and examples are available online.](#)

Showing Data From **January 2024** To **January 2026**

NA = Rating or information not available. This can also be due to a company with only partial ratings. We do not provide an overall score for partially rated companies.

From "Enter Company Names" Cell H	Training, Health & Safety Percentile Rank (December 2024)	Training, Health & Safety Percentile Rank (January 2025)	Training, Health & Safety Percentile Rank (February 2025)	Training, Health & Safety Percentile Rank (March 2025)	Training, Health & Safety Percentile Rank (April 2025)	Training, Health & Safety Percentile Rank (May 2025)	Training, Health & Safety Percentile Rank (June 2025)	Training, Health & Safety Percentile Rank (July 2025)	Training, Health & Safety Percentile Rank (August 2025)	Training, Health & Safety Percentile Rank (September 2025)	Training, Health & Safety Percentile Rank (October 2025)	Training, Health & Safety Percentile Rank (November 2025)	Training, Health & Safety Percentile Rank (December 2025)	Training, Health & Safety Percentile Rank (January 2026)
Exxon Mobil Corporation	49%	53%	49%	50%	47%	48%	47%	46%	49%	50%	52%	50%	49%	52%
Inner Mongolia Eerduosi Resources Co Ltd	21%	17%	18%	18%	15%	14%	14%	17%	17%	17%	20%	21%	21%	20%
RYANAIR HOLDINGS PLC	59%	56%	53%	53%	56%	57%	56%	56%	57%	58%	64%	51%	51%	49%
Target Corporation	90%	89%	86%	86%	85%	85%	85%	86%	88%	90%	90%	85%	84%	85%
Walmart Inc.	91%	91%	88%	88%	87%	87%	85%	85%	87%	86%	87%	83%	83%	84%
Ford Motor Company	80%	80%	78%	78%	78%	78%	78%	77%	80%	83%	83%	80%	79%	77%
Gazprom	60%	46%	37%	38%	44%	42%	41%	42%	39%	42%	43%	44%	41%	42%
Tesla Motors, Inc.	64%	58%	57%	57%	64%	65%	64%	64%	65%	53%	53%	51%	48%	47%
WuXi AppTec Co Ltd	97%	97%	97%	97%	97%	97%	97%	97%	97%	95%	95%	94%	94%	95%
Amazon.com, Inc.	67%	67%	65%	66%	66%	65%	61%	60%	63%	67%	68%	67%	67%	70%

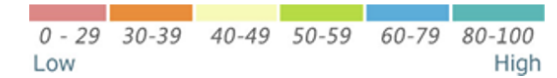
ESG Historical Research Rankings – Energy & Climate Change 25 months

Extract Data for a List of Companies

Instructions:

1. Company Names are being pulled from the tab titled "Enter Company Names". If needed, please copy format in column B. Click Calculate.
2. Click **Calculate** in the Bottom Left Corner.
3. Under the **CSRHub Menu** at the top of the Toolbar, Click "**Rebuild Data on This Sheet**".

CSRHUB[®] Bulk Extract



[More instructions and examples are available online.](#)

Showing Data From **January 2024** To **January 2026**

NA = Rating or information not available. This can also be due to a company with only partial ratings. We do not provide an overall score for partially rated companies.

From "Enter Company Names" Cell H	Energy & Climate Change Percentile Rank (December 2024)	Energy & Climate Change Percentile Rank (January 2025)	Energy & Climate Change Percentile Rank (February 2025)	Energy & Climate Change Percentile Rank (March 2025)	Energy & Climate Change Percentile Rank (April 2025)	Energy & Climate Change Percentile Rank (May 2025)	Energy & Climate Change Percentile Rank (June 2025)	Energy & Climate Change Percentile Rank (July 2025)	Energy & Climate Change Percentile Rank (August 2025)	Energy & Climate Change Percentile Rank (September 2025)	Energy & Climate Change Percentile Rank (October 2025)	Energy & Climate Change Percentile Rank (November 2025)	Energy & Climate Change Percentile Rank (December 2025)	Energy & Climate Change Percentile Rank (January 2026)
Exxon Mobil Corporation	49%	52%	48%	51%	49%	52%	48%	49%	52%	55%	54%	55%	55%	57%
Inner Mongolia Eerduosi Resources Co Ltd	13%	11%	12%	8%	9%	8%	8%	8%	9%	8%	9%	10%	10%	8%
RYANAIR HOLDINGS PLC	45%	48%	46%	37%	43%	42%	43%	44%	47%	52%	53%	61%	61%	64%
Target Corporation	96%	96%	97%	96%	95%	95%	92%	92%	92%	92%	92%	93%	93%	94%
Walmart Inc.	89%	90%	91%	91%	90%	90%	88%	89%	89%	90%	90%	90%	90%	91%
Ford Motor Company	93%	93%	95%	94%	94%	94%	93%	93%	93%	94%	94%	95%	95%	95%
Gazprom	87%	83%	84%	81%	84%	80%	79%	79%	78%	80%	81%	78%	78%	84%
Tesla Motors, Inc.	74%	74%	76%	66%	65%	67%	64%	65%	65%	55%	58%	62%	62%	62%
WuXi AppTec Co Ltd	89%	88%	89%	81%	83%	83%	79%	79%	78%	65%	65%	76%	77%	77%
Amazon.com, Inc.	71%	74%	74%	66%	66%	68%	67%	65%	66%	71%	72%	73%	73%	74%

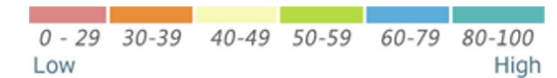
ESG Historical Research Rankings – Environmental Policy & Reporting 25 months

Extract Data for a List of Companies

Instructions:

1. Company Names are being pulled from the tab titled "Enter Company Names". If needed, please copy format in column B. Click Calculate.
2. Click **Calculate** in the Bottom Left Corner.
3. Under the **CSRHub Menu** at the top of the Toolbar, Click "**Rebuild Data on This Sheet**".

CSRHUB® Bulk Extract



[More instructions and examples are available online.](#)

Showing Data From	January 2024		To	January 2026										
From "Enter Company Names" Cell H	Environment Policy & Reporting Percentile Rank (December 2024)	Environment Policy & Reporting Percentile Rank (January 2025)	Environment Policy & Reporting Percentile Rank (February 2025)	Environment Policy & Reporting Percentile Rank (March 2025)	Environment Policy & Reporting Percentile Rank (April 2025)	Environment Policy & Reporting Percentile Rank (May 2025)	Environment Policy & Reporting Percentile Rank (June 2025)	Environment Policy & Reporting Percentile Rank (July 2025)	Environment Policy & Reporting Percentile Rank (August 2025)	Environment Policy & Reporting Percentile Rank (September 2025)	Environment Policy & Reporting Percentile Rank (October 2025)	Environment Policy & Reporting Percentile Rank (November 2025)	Environment Policy & Reporting Percentile Rank (December 2025)	Environment Policy & Reporting Percentile Rank (January 2026)
Exxon Mobil Corporation	29%	33%	29%	29%	32%	33%	31%	31%	33%	34%	31%	32%	32%	30%
Inner Mongolia Eerduosi Resources Co Ltd	19%	15%	16%	9%	8%	7%	8%	8%	8%	7%	7%	7%	6%	8%
RYANAIR HOLDINGS PLC	43%	47%	45%	33%	38%	38%	39%	36%	35%	52%	52%	60%	57%	57%
Target Corporation	94%	95%	95%	94%	94%	93%	87%	87%	87%	86%	85%	86%	85%	85%
Walmart Inc.	79%	81%	80%	80%	76%	77%	76%	78%	78%	76%	75%	75%	73%	70%
Ford Motor Company	94%	94%	94%	94%	94%	94%	94%	94%	94%	93%	93%	94%	93%	93%
Gazprom	89%	80%	78%	77%	79%	73%	72%	71%	69%	69%	70%	68%	68%	73%
Tesla Motors, Inc.	35%	37%	36%	23%	23%	25%	22%	22%	23%	34%	35%	31%	29%	29%
WuXi AppTec Co Ltd	94%	94%	94%	90%	91%	90%	88%	89%	88%	85%	84%	87%	86%	89%
Amazon.com, Inc.	53%	55%	52%	41%	42%	45%	45%	44%	46%	47%	46%	51%	50%	50%

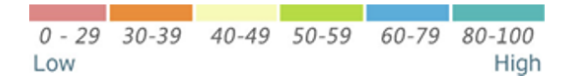
ESG Historical Research Rankings – Resource Management 25 months

Extract Data for a List of Companies

Instructions:

1. Company Names are being pulled from the tab titled "Enter Company Names". If needed, please copy format in column B. Click Calculate.
2. Click **Calculate** in the Bottom Left Corner.
3. Under the **CSRHub Menu** at the top of the Toolbar, Click "**Rebuild Data on This Sheet**".

CSRHUB® Bulk Extract



[More instructions and examples are available online.](#)

Showing Data From **January 2024** To **January 2026**

NA = Rating or information not available. This can also be due to a company with only partial ratings. We do not provide an overall score for partially rated companies.

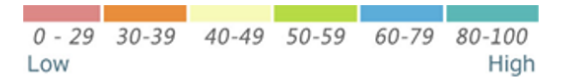
From "Enter Company Names" Cell H	Resource Management Percentile Rank (December 2024)	Resource Management Percentile Rank (January 2025)	Resource Management Percentile Rank (February 2025)	Resource Management Percentile Rank (March 2025)	Resource Management Percentile Rank (April 2025)	Resource Management Percentile Rank (May 2025)	Resource Management Percentile Rank (June 2025)	Resource Management Percentile Rank (July 2025)	Resource Management Percentile Rank (August 2025)	Resource Management Percentile Rank (September 2025)	Resource Management Percentile Rank (October 2025)	Resource Management Percentile Rank (November 2025)	Resource Management Percentile Rank (December 2025)	Resource Management Percentile Rank (January 2026)
Exxon Mobil Corporation	18%	19%	16%	17%	20%	20%	20%	21%	22%	26%	26%	24%	24%	25%
Inner Mongolia Eerduosi Resources Co Ltd	9%	7%	7%	7%	6%	6%	6%	7%	7%	7%	8%	8%	8%	5%
RYANAIR HOLDINGS PLC	51%	56%	57%	61%	65%	64%	66%	64%	61%	64%	65%	65%	65%	68%
Target Corporation	88%	88%	87%	86%	86%	85%	83%	85%	85%	84%	82%	83%	83%	86%
Walmart Inc.	80%	83%	83%	82%	80%	82%	82%	84%	84%	83%	83%	82%	82%	84%
Ford Motor Company	91%	90%	90%	89%	90%	90%	90%	91%	91%	91%	91%	91%	91%	93%
Gazprom	74%	64%	57%	57%	61%	49%	48%	47%	49%	49%	51%	50%	51%	56%
Tesla Motors, Inc.	49%	47%	47%	46%	45%	45%	44%	47%	44%	45%	49%	45%	44%	45%
WuXi AppTec Co Ltd	73%	70%	70%	69%	69%	68%	68%	69%	67%	59%	59%	60%	61%	64%
Amazon.com, Inc.	38%	42%	42%	42%	39%	43%	45%	45%	44%	44%	47%	48%	47%	50%

ESG Historical Research Rankings – Board 25 months

Extract Data for a List of Companies

Instructions:

1. Company Names are being pulled from the tab titled "Enter Company Names". If needed, please copy format in column B. Click Calculate.
2. Click **Calculate** in the Bottom Left Corner.
3. Under the **CSRHub Menu** at the top of the Toolbar, Click "**Rebuild Data on This Sheet**".



[More instructions and examples are available online.](#)

Showing Data From **January 2024** To **January 2026**

NA = Rating or information not available. This can also be due to a company with only partial ratings. We do not provide an overall score for partially rated companies.

From "Enter Company Names" Cell H	Board Percentile Rank (December 2024)	Board Percentile Rank (January 2025)	Board Percentile Rank (February 2025)	Board Percentile Rank (March 2025)	Board Percentile Rank (April 2025)	Board Percentile Rank (May 2025)	Board Percentile Rank (June 2025)	Board Percentile Rank (July 2025)	Board Percentile Rank (August 2025)	Board Percentile Rank (September 2025)	Board Percentile Rank (October 2025)	Board Percentile Rank (November 2025)	Board Percentile Rank (December 2025)	Board Percentile Rank (January 2026)
Exxon Mobil Corporation	70%	69%	69%	69%	72%	74%	72%	71%	72%	72%	70%	72%	76%	80%
Inner Mongolia Erduosi Resources Co Ltd	66%	63%	69%	69%	61%	60%	60%	60%	60%	56%	60%	58%	58%	63%
RYANAIR HOLDINGS PLC	81%	82%	81%	82%	83%	83%	83%	82%	83%	85%	84%	83%	83%	86%
Target Corporation	93%	93%	93%	93%	92%	92%	92%	92%	91%	90%	90%	86%	88%	92%
Walmart Inc.	86%	85%	85%	85%	84%	85%	85%	85%	81%	82%	82%	75%	80%	83%
Ford Motor Company	86%	84%	83%	83%	84%	84%	83%	83%	85%	84%	83%	80%	83%	87%
Gazprom	64%	59%	37%	38%	53%	53%	52%	52%	56%	56%	53%	50%	49%	57%
Tesla Motors, Inc.	31%	29%	29%	30%	34%	34%	34%	33%	27%	26%	27%	39%	34%	34%
WuXi AppTec Co Ltd	79%	80%	80%	80%	79%	77%	76%	76%	70%	65%	64%	77%	78%	83%
Amazon.com, Inc.	79%	80%	79%	80%	80%	80%	81%	80%	79%	78%	79%	71%	76%	80%

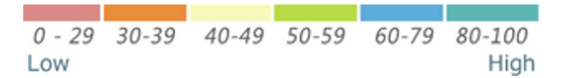
ESG Historical Research Rankings – Leadership & Ethics 25 months

Extract Data for a List of Companies

Instructions:

1. Company Names are being pulled from the tab titled "Enter Company Names". If needed, please copy format in column B. Click Calculate.
2. Click **Calculate** in the Bottom Left Corner.
3. Under the **CSRHub Menu** at the top of the Toolbar, Click "**Rebuild Data on This Sheet**".

CSRHUB[®] Bulk Extract



[More instructions and examples are available online.](#)

Showing Data From **January 2024** To **January 2026**

NA = Rating or information not available. This can also be due to a company with only partial ratings. We do not provide an overall score for partially rated companies.

From "Enter Company Names" Cell H	Leadership Ethics Percentile Rank (December 2024)	Leadership Ethics Percentile Rank (January 2025)	Leadership Ethics Percentile Rank (February 2025)	Leadership Ethics Percentile Rank (March 2025)	Leadership Ethics Percentile Rank (April 2025)	Leadership Ethics Percentile Rank (May 2025)	Leadership Ethics Percentile Rank (June 2025)	Leadership Ethics Percentile Rank (July 2025)	Leadership Ethics Percentile Rank (August 2025)	Leadership Ethics Percentile Rank (September 2025)	Leadership Ethics Percentile Rank (October 2025)	Leadership Ethics Percentile Rank (November 2025)	Leadership Ethics Percentile Rank (December 2025)	Leadership Ethics Percentile Rank (January 2026)
Exxon Mobil Corporation	43%	45%	44%	43%	39%	39%	39%	38%	41%	41%	39%	40%	40%	41%
Inner Mongolia Eerduosi Resources Co Ltd	75%	73%	73%	74%	71%	70%	71%	71%	70%	65%	69%	69%	70%	71%
RYANAIR HOLDINGS PLC	54%	55%	52%	51%	52%	52%	53%	53%	53%	71%	68%	57%	57%	59%
Target Corporation	91%	91%	90%	90%	89%	89%	85%	85%	84%	81%	80%	81%	81%	82%
Walmart Inc.	66%	67%	66%	65%	64%	65%	64%	65%	61%	60%	58%	57%	57%	57%
Ford Motor Company	84%	83%	81%	81%	80%	81%	79%	79%	81%	78%	78%	77%	78%	80%
Gazprom	75%	74%	45%	45%	49%	43%	43%	42%	44%	43%	43%	42%	42%	45%
Tesla Motors, Inc.	32%	32%	32%	29%	30%	31%	30%	30%	27%	32%	29%	38%	35%	34%
WuXi AppTec Co Ltd	90%	90%	90%	90%	89%	88%	89%	89%	87%	83%	81%	89%	90%	91%
Amazon.com, Inc.	52%	52%	50%	51%	49%	49%	51%	51%	49%	49%	49%	44%	46%	47%

ESG Historical Research Rankings – Transparency & Reporting 25 months

Extract Data for a List of Companies

Instructions:

1. Company Names are being pulled from the tab titled "Enter Company Names". If needed, please copy format in column B. Click Calculate.
2. Click **Calculate** in the Bottom Left Corner.
3. Under the **CSRHub Menu** at the top of the Toolbar, Click "**Rebuild Data on This Sheet**".

CSRHUB[®] Bulk Extract



[More instructions and examples are available online.](#)

Showing Data From **January 2024** To **January 2026**

NA = Rating or information not available. This can also be due to a company with only partial ratings. We do not provide an overall score for partially rated companies.

From "Enter Company Names" Cell H	Transparency & Reporting Percentile Rank (December 2024)	Transparency & Reporting Percentile Rank (January 2025)	Transparency & Reporting Percentile Rank (February 2025)	Transparency & Reporting Percentile Rank (March 2025)	Transparency & Reporting Percentile Rank (April 2025)	Transparency & Reporting Percentile Rank (May 2025)	Transparency & Reporting Percentile Rank (June 2025)	Transparency & Reporting Percentile Rank (July 2025)	Transparency & Reporting Percentile Rank (August 2025)	Transparency & Reporting Percentile Rank (September 2025)	Transparency & Reporting Percentile Rank (October 2025)	Transparency & Reporting Percentile Rank (November 2025)	Transparency & Reporting Percentile Rank (December 2025)	Transparency & Reporting Percentile Rank (January 2026)
Exxon Mobil Corporation	47%	45%	41%	43%	53%	56%	53%	49%	57%	54%	49%	52%	56%	57%
Inner Mongolia Eerduosi Resources Co Ltd	41%	41%	42%	42%	40%	40%	40%	40%	36%	32%	32%	31%	34%	36%
RYANAIR HOLDINGS PLC	52%	53%	49%	48%	56%	56%	56%	58%	59%	83%	82%	78%	80%	81%
Target Corporation	91%	91%	90%	90%	90%	90%	84%	85%	83%	85%	84%	84%	88%	89%
Walmart Inc.	70%	72%	71%	70%	73%	76%	74%	76%	74%	77%	77%	79%	78%	80%
Ford Motor Company	83%	82%	81%	81%	82%	83%	81%	81%	82%	85%	85%	84%	89%	90%
Gazprom	70%	60%	72%	73%	83%	70%	70%	76%	79%	78%	78%	75%	73%	77%
Tesla Motors, Inc.	11%	10%	10%	11%	20%	21%	20%	21%	19%	26%	22%	40%	30%	31%
WuXi AppTec Co Ltd	81%	82%	82%	82%	82%	82%	82%	83%	78%	78%	76%	89%	91%	93%
Amazon.com, Inc.	58%	55%	51%	52%	58%	59%	60%	62%	62%	61%	61%	57%	68%	69%