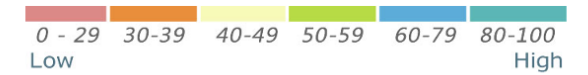


ESG Historical Research Ratings – Enter Company Names

CSRHUB[®] Dashboard Starting Point

Enter The Company Or Companies You Want To Study

1. Enter a company name, part of a company name, or a brand in column B, a ticker into column C, a web URL into column D, and/or an ISIN number into column E.
2. If the CSRHub name you want does not appear in column J, use the CSRHub name lookup tool (top menu, CSRHub...Company) to paste the right text company name into column J.
3. The data in columns K to Q should help you double check that you have the right name match. The name in column J is the one used automatically on other sheets.
4. If you need to lookup more than 30 companies, you can copy the formulas in row 44 down.
5. Use column A to store your internal identifier or version of the company name for later reference.
6. Set the date for your report in the box starting in cell S10. Spell out the month and use four digits for the year.
7. Choose Formulas from the top menu, then Calculate Sheet. This will allow our database to update the sheet. You can change the scope of search using the box starting in column R.
8. Enter your CSRHub site credentials (username/password) when directed.



NA = Rating or information not available. This can also be due to a company with only partial ratings. We do not provide an overall score for partially rated companies.

Version: 3.3
Last Content Update: 3/9/26
Last Code Update: 12/25/25
Includes MonetDB Mac Update

10 Companies		Search scope parameters (see Column P)		0	0	0	0	More instructions and examples are available online.	Ways to Double Check the Name						
Enter Name	Enter Ticker (No exchange code)	Enter web URL	Enter ISIN	Simple Lookup (NA or blank = didn't work)	Ticker Lookup (NA or blank = didn't work)	URL Lookup (NA or blank = didn't work)	ISIN Lookup (NA or blank = didn't work)	Best Guess (replace using name lookup tool when NA)	Country	City	Ticker	# of Sources	ISIN	Industry	Overall Ratings
Exxon Mobil				Exxon Mobil Corporation	NA	NA	NA	Exxon Mobil Corporation	USA	Irving	XOM	63	US30231G1022	Oil and Gas Extraction	49
Inner Mongolia Eerduosi				Inner Mongolia Eerduosi Resources Co Ltd	NA	NA	NA	Inner Mongolia Eerduosi Resources Co Ltd	China	Eerduosi	600295	15	CNE0000017T6	Mining (except Oil & Gas)	44
Ryanair Holdings				RYANAIR HOLDINGS PLC	NA	NA	NA	RYANAIR HOLDINGS PLC	Ireland	Dublin	RYA	35	IE00BYTBXV33	Passenger Airlines	50
Target				Target Corporation	NA	NA	NA	Target Corporation	USA	Minneapolis	TGT	84	US87612E1064	Retail	60
Walmart				Walmart Inc.	NA	NA	NA	Walmart Inc.	USA	Bentonville	WMT	88	US9311421039	Retail	57
	F			NA	Ford Motor Company	NA	NA	Ford Motor Company	USA	Dearborn	F	74	US3453708600	Motor Vehicle Manufacturing	61
	GAZPN			NA	Gazprom	NA	NA	Gazprom	Russian Federation	Moscow	GAZPN	25	RU0007661625	Oil and Gas Extraction	51
		www.teslamotors.com		NA	NA	Tesla Motors, Inc.	NA	Tesla Motors, Inc.	USA	Palo Alto	TSLA	67	US88160R1014	Motor Vehicle Manufacturing	47
			CNE100003F19	NA	NA	NA	WuXi AppTec Co Ltd	WuXi AppTec Co Ltd	China	Shanghai	02359	31	CNE100003F19	Medical & Diagnostic Laboratories	60
			US0231351067	NA	NA	NA	Amazon.com, Inc.	Amazon.com, Inc.	USA	Seattle	AMZN	82	US0231351067	Electronic Shopping and Mail-Order Houses	52

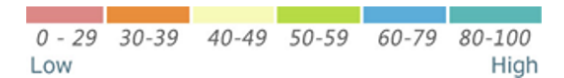
ESG Historical Research Ratings – Overall Rating 25 months

Extract Data for a List of Companies

Instructions:

1. Company Names are being pulled from the tab titled "Enter Company Names". If needed, please copy format in column B. Click Calculate.
2. Click **Calculate** in the Bottom Left Corner.
3. Under the **CSRHub Menu** at the top of the Toolbar, Click "**Rebuild Data on This Sheet**".

CSRHUB[®] Bulk Extract



[More instructions and examples are available online.](#)

Showing Data From **January 2024** To **January 2026**

NA = Rating or information not available. This can also be due to a company with only partial ratings. We do not provide an overall score for partially rated companies.

From "Enter Company Names" Cell H	Overall Rating (January 2024)	Overall Rating (February 2024)	Overall Rating (March 2024)	Overall Rating (April 2024)	Overall Rating (May 2024)	Overall Rating (June 2024)	Overall Rating (July 2024)	Overall Rating (August 2024)	Overall Rating (September 2024)	Overall Rating (October 2024)	Overall Rating (November 2024)	Overall Rating (December 2024)
Exxon Mobil Corporation	49	50	50	50	50	50	50	49	49	50	47	47
Inner Mongolia Eerduosi Resources Co Ltd	47	47	48	48	48	48	44	45	45	46	46	46
RYANAIR HOLDINGS PLC	50	51	51	51	51	51	50	49	49	49	49	49
Target Corporation	64	64	64	63	63	63	63	62	62	62	62	62
Walmart Inc.	58	59	59	59	58	58	58	57	57	57	57	57
Ford Motor Company	60	61	61	62	61	61	60	60	60	60	60	60
Gazprom	52	53	54	56	56	56	56	56	55	54	54	54
Tesla Motors, Inc.	51	51	51	50	49	49	48	49	49	49	47	47
WuXi AppTec Co Ltd	61	62	62	62	60	60	62	61	61	61	61	61
Amazon.com, Inc.	54	54	55	54	53	53	53	53	53	52	51	51

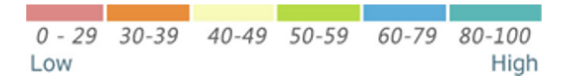
ESG Historical Research Ratings – Community 25 months

Extract Data for a List of Companies

Instructions:

1. Company Names are being pulled from the tab titled "Enter Company Names". If needed, please copy format in column B. Click Calculate.
2. Click **Calculate** in the Bottom Left Corner.
3. Under the **CSRHub Menu** at the top of the Toolbar, Click "**Rebuild Data on This Sheet**".

CSRHUB® Bulk Extract



[More instructions and examples are available online.](#)

Showing Data From **January 2024** To **January 2026**

NA = Rating or information not available. This can also be due to a company with only partial ratings. We do not provide an overall score for partially rated companies.

From "Enter Company Names" Cell H	Community Rating (January 2025)	Community Rating (February 2025)	Community Rating (March 2025)	Community Rating (April 2025)	Community Rating (May 2025)	Community Rating (June 2025)	Community Rating (July 2025)	Community Rating (August 2025)	Community Rating (September 2025)	Community Rating (October 2025)	Community Rating (November 2025)	Community Rating (December 2025)	Community Rating (January 2026)
Exxon Mobil Corporation	45	44	44	45	45	45	44	45	47	47	46	46	45
Inner Mongolia Eerduosi Resources Co Ltd	43	43	43	43	43	43	44	44	43	43	43	43	43
RYANAIR HOLDINGS PLC	44	43	43	44	44	44	44	46	50	50	50	50	50
Target Corporation	58	57	58	58	59	56	56	57	58	58	57	56	56
Walmart Inc.	56	55	55	55	56	54	55	55	56	56	54	54	54
Ford Motor Company	57	57	56	57	58	57	58	59	60	60	59	58	58
Gazprom	48	48	48	50	50	50	49	49	48	48	48	48	49
Tesla Motors, Inc.	45	44	44	45	46	45	46	47	49	49	50	49	49
WuXi AppTec Co Ltd	60	59	59	60	60	59	60	61	63	62	62	62	63
Amazon.com, Inc.	49	47	48	48	49	49	48	49	50	50	49	49	49

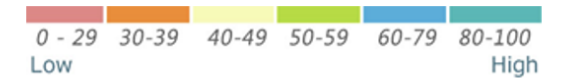
ESG Historical Research Ratings – Employees 25 months

Extract Data for a List of Companies

Instructions:

1. Company Names are being pulled from the tab titled "Enter Company Names". If needed, please copy format in column B. Click Calculate.
2. Click **Calculate** in the Bottom Left Corner.
3. Under the **CSRHub Menu** at the top of the Toolbar, Click "**Rebuild Data on This Sheet**".

CSRHUB[®] Bulk Extract



[More instructions and examples are available online.](#)

Showing Data From **January 2024** To **January 2026**

NA = Rating or information not available. This can also be due to a company with only partial ratings. We do not provide an overall score for partially rated companies.

From "Enter Company Names" Cell H	Employees Rating (December 2024)	Employees Rating (January 2025)	Employees Rating (February 2025)	Employees Rating (March 2025)	Employees Rating (April 2025)	Employees Rating (May 2025)	Employees Rating (June 2025)	Employees Rating (July 2025)	Employees Rating (August 2025)	Employees Rating (September 2025)	Employees Rating (October 2025)	Employees Rating (November 2025)	Employees Rating (December 2025)	Employees Rating (January 2026)
Exxon Mobil Corporation	50	51	50	50	50	50	50	50	51	50	50	50	50	50
Inner Mongolia Eerduosi Resources Co Ltd	47	45	46	46	45	44	44	46	46	44	44	44	44	43
RYANAIR HOLDINGS PLC	50	48	47	47	49	49	49	49	50	50	50	49	49	49
Target Corporation	64	65	63	63	62	62	61	62	62	63	62	60	60	60
Walmart Inc.	60	60	58	58	58	58	57	57	58	58	58	56	56	56
Ford Motor Company	59	60	59	59	59	59	59	59	60	61	60	59	59	59
Gazprom	53	48	45	45	49	49	49	49	48	48	46	46	46	46
Tesla Motors, Inc.	50	48	48	48	50	50	50	50	51	48	47	47	46	46
WuXi AppTec Co Ltd	66	68	68	68	66	66	66	66	66	62	62	60	60	62
Amazon.com, Inc.	54	54	53	53	54	54	53	53	54	54	54	53	53	54

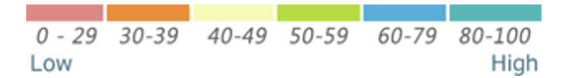
ESG Historical Research Ratings – Environment 25 months

Extract Data for a List of Companies

Instructions:

1. Company Names are being pulled from the tab titled "Enter Company Names". If needed, please copy format in column B. Click Calculate.
2. Click **Calculate** in the Bottom Left Corner.
3. Under the **CSRHub Menu** at the top of the Toolbar, Click "**Rebuild Data on This Sheet**".

CSRHUB® Bulk Extract



[More instructions and examples are available online.](#)

Showing Data From **January 2024** To **January 2026**

NA = Rating or information not available. This can also be due to a company with only partial ratings. We do not provide an overall score for partially rated companies.

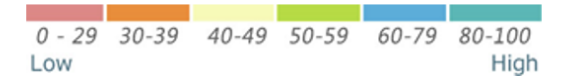
From "Enter Company Names" Cell H	Environment Rating (January 2025)	Environment Rating (February 2025)	Environment Rating (March 2025)	Environment Rating (April 2025)	Environment Rating (May 2025)	Environment Rating (June 2025)	Environment Rating (July 2025)	Environment Rating (August 2025)	Environment Rating (September 2025)	Environment Rating (October 2025)	Environment Rating (November 2025)	Environment Rating (December 2025)	Environment Rating (January 2026)
Exxon Mobil Corporation	43	43	44	46	46	46	46	46	47	46	46	46	46
Inner Mongolia Eerduosi Resources Co Ltd	35	36	35	36	36	36	36	36	36	35	35	34	35
RYANAIR HOLDINGS PLC	48	48	48	50	50	50	50	49	51	51	52	52	53
Target Corporation	65	65	63	64	64	61	62	61	61	60	61	60	61
Walmart Inc.	59	59	59	59	60	59	60	59	59	58	59	58	58
Ford Motor Company	64	64	64	64	65	65	65	65	64	63	64	64	64
Gazprom	55	55	55	57	55	54	54	54	54	54	54	54	55
Tesla Motors, Inc.	49	49	48	49	49	49	49	49	49	49	49	48	49
WuXi AppTec Co Ltd	59	60	57	59	59	58	58	57	55	54	56	56	57
Amazon.com, Inc.	50	50	49	50	51	51	51	50	51	50	51	51	52

ESG Historical Research Ratings – Governance 25 months

Extract Data for a List of Companies

Instructions:

1. Company Names are being pulled from the tab titled "Enter Company Names". If needed, please copy format in column B. Click Calculate.
2. Click **Calculate** in the Bottom Left Corner.
3. Under the **CSRHub Menu** at the top of the Toolbar, Click "**Rebuild Data on This Sheet**".



[More instructions and examples are available online.](#)

Showing Data From **January 2024** To **January 2026**

NA = Rating or information not available. This can also be due to a company with only partial ratings. We do not provide an overall score for partially rated companies.

From "Enter Company Names" Cell H	Governance Rating (December 2024)	Governance Rating (January 2025)	Governance Rating (February 2025)	Governance Rating (March 2025)	Governance Rating (April 2025)	Governance Rating (May 2025)	Governance Rating (June 2025)	Governance Rating (July 2025)	Governance Rating (August 2025)	Governance Rating (September 2025)	Governance Rating (October 2025)	Governance Rating (November 2025)	Governance Rating (December 2025)	Governance Rating (January 2026)
Exxon Mobil Corporation	51	51	51	52	52	52	52	51	52	52	51	52	52	52
Inner Mongolia Eerduosi Resources Co Lt	53	53	54	54	53	53	52	53	52	51	52	52	52	52
RYANAIR HOLDINGS PLC	53	54	54	54	54	54	54	54	54	57	57	56	56	56
Target Corporation	62	63	63	62	62	62	60	60	60	59	59	58	59	59
Walmart Inc.	56	56	57	56	56	57	56	57	55	56	56	55	55	55
Ford Motor Company	58	58	58	58	58	58	58	58	58	58	58	57	58	58
Gazprom	55	54	51	51	53	52	52	52	52	52	52	52	52	52
Tesla Motors, Inc.	44	43	43	43	44	44	44	45	43	45	44	48	46	46
WuXi AppTec Co Ltd	58	59	59	59	59	58	58	58	57	56	56	59	59	59
Amazon.com, Inc.	53	54	54	54	54	54	54	54	54	54	53	53	53	53

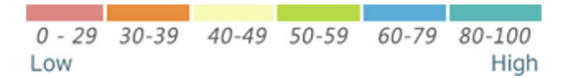
ESG Historical Research Ratings – Community Dev & Philanthropy 25 months

Extract Data for a List of Companies

Instructions:

1. Company Names are being pulled from the tab titled "Enter Company Names". If needed, please copy format in column B. Click Calculate.
2. Click **Calculate** in the Bottom Left Corner.
3. Under the **CSRHub Menu** at the top of the Toolbar, Click "**Rebuild Data on This Sheet**".

CSRHUB[®] Bulk Extract



[More instructions and examples are available online.](#)

Showing Data From **January 2024** To **January 2026**

NA = Rating or information not available. This can also be due to a company with only partial ratings. We do not provide an overall score for partially rated companies.

From "Enter Company Names" Cell H	Community Dev & Philanthropy Rating (December 2024)	Community Dev & Philanthropy Rating (January 2025)	Community Dev & Philanthropy Rating (February 2025)	Community Dev & Philanthropy Rating (March 2025)	Community Dev & Philanthropy Rating (April 2025)	Community Dev & Philanthropy Rating (May 2025)	Community Dev & Philanthropy Rating (June 2025)	Community Dev & Philanthropy Rating (July 2025)	Community Dev & Philanthropy Rating (August 2025)	Community Dev & Philanthropy Rating (September 2025)	Community Dev & Philanthropy Rating (October 2025)	Community Dev & Philanthropy Rating (November 2025)	Community Dev & Philanthropy Rating (December 2025)
Exxon Mobil Corporation	50	50	49	49	50	50	50	50	51	53	52	51	50
Inner Mongolia Eerduosi Resources Co Ltd	48	46	47	47	46	45	45	46	46	46	46	46	46
RYANAIR HOLDINGS PLC	45	45	44	45	46	46	46	46	46	48	48	48	48
Target Corporation	60	59	59	59	60	60	58	59	59	61	60	58	57
Walmart Inc.	56	56	55	55	55	55	55	54	55	56	56	54	54
Ford Motor Company	57	57	57	56	57	58	58	58	59	61	60	58	59
Gazprom	58	54	53	53	55	54	54	54	53	52	51	51	51
Tesla Motors, Inc.	49	47	47	47	48	48	48	48	49	49	49	50	50
WuXi AppTec Co Ltd	61	61	60	60	60	60	60	60	61	60	60	59	59
Amazon.com, Inc.	53	52	51	52	53	53	52	52	53	54	54	52	52

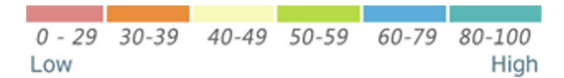
ESG Historical Research Ratings – Human Rights & Supply Chain 25 months

Extract Data for a List of Companies

Instructions:

1. Company Names are being pulled from the tab titled "Enter Company Names". If needed, please copy format in column B. Click Calculate.
2. Click **Calculate** in the Bottom Left Corner.
3. Under the **CSRHub Menu** at the top of the Toolbar, Click "**Rebuild Data on This Sheet**".

CSRHUB[®] Bulk Extract



[More instructions and examples are available online.](#)

Showing Data From **January 2024** To **January 2026**

NA = Rating or information not available. This can also be due to a company with only partial ratings. We do not provide an overall score for partially rated companies.

From "Enter Company Names" Cell H	Human Rights & Supply Chain Rating (December 2024)	Human Rights & Supply Chain Rating (January 2025)	Human Rights & Supply Chain Rating (February 2025)	Human Rights & Supply Chain Rating (March 2025)	Human Rights & Supply Chain Rating (April 2025)	Human Rights & Supply Chain Rating (May 2025)	Human Rights & Supply Chain Rating (June 2025)	Human Rights & Supply Chain Rating (July 2025)	Human Rights & Supply Chain Rating (August 2025)	Human Rights & Supply Chain Rating (September 2025)	Human Rights & Supply Chain Rating (October 2025)	Human Rights & Supply Chain Rating (November 2025)	Human Rights & Supply Chain Rating (December 2025)	Human Rights & Supply Chain Rating (January 2026)
Exxon Mobil Corporation	46	46	44	44	44	44	44	43	45	47	47	46	46	45
Inner Mongolia Eerduosi Resources Co Ltd	42	38	38	38	39	39	38	38	38	38	38	38	38	38
RYANAIR HOLDINGS PLC	42	42	40	39	41	41	41	42	44	52	53	54	54	53
Target Corporation	58	58	57	57	58	58	55	55	55	57	57	57	57	57
Walmart Inc.	57	57	57	56	56	56	54	56	56	57	57	55	55	55
Ford Motor Company	60	60	59	58	59	60	59	61	62	63	64	63	63	63
Gazprom	47	44	45	45	46	46	46	47	46	46	47	47	47	48
Tesla Motors, Inc.	42	42	41	40	41	42	42	42	43	48	48	49	49	49
WuXi AppTec Co Ltd	63	62	60	60	61	61	61	63	64	65	63	64	64	65
Amazon.com, Inc.	47	47	45	45	46	46	46	46	47	49	49	49	49	49

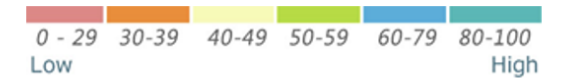
ESG Historical Research Ratings – Product 25 months

Extract Data for a List of Companies

Instructions:

1. Company Names are being pulled from the tab titled "Enter Company Names". If needed, please copy format in column B. Click Calculate.
2. Click **Calculate** in the Bottom Left Corner.
3. Under the **CSRHUB Menu** at the top of the Toolbar, Click "**Rebuild Data on This Sheet**".

CSRHUB[®] Bulk Extract



[More instructions and examples are available online.](#)

Showing Data From **January 2024** To **January 2026**

NA = Rating or information not available. This can also be due to a company with only partial ratings. We do not provide an overall score for partially rated companies.

From "Enter Company Names" Cell H	Product Rating (December 2024)	Product Rating (January 2025)	Product Rating (February 2025)	Product Rating (March 2025)	Product Rating (April 2025)	Product Rating (May 2025)	Product Rating (June 2025)	Product Rating (July 2025)	Product Rating (August 2025)	Product Rating (September 2025)	Product Rating (October 2025)	Product Rating (November 2025)	Product Rating (December 2025)	Product Rating (January 2026)
Exxon Mobil Corporation	40	40	39	39	40	40	40	40	40	40	40	41	41	41
Inner Mongolia Eerduosi Resources Co Ltd	50	45	45	45	46	46	46	46	46	46	45	45	45	45
RYANAIR HOLDINGS PLC	47	46	44	44	46	46	46	45	46	49	49	48	48	48
Target Corporation	58	58	57	57	58	58	56	56	57	57	56	55	55	54
Walmart Inc.	55	55	54	54	55	55	54	54	55	55	55	53	53	53
Ford Motor Company	54	54	54	53	54	55	55	55	56	56	55	54	54	53
Gazprom	48	45	45	45	48	49	49	48	47	47	46	45	45	45
Tesla Motors, Inc.	46	46	45	45	46	47	47	46	47	50	50	50	49	50
WuXi AppTec Co Ltd	57	57	56	56	58	57	57	57	58	63	63	63	63	66
Amazon.com, Inc.	47	47	46	46	46	47	47	47	47	48	47	46	46	47

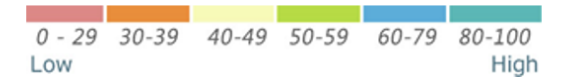
ESG Historical Research Ratings – Compensation & Benefits 25 months

Extract Data for a List of Companies

Instructions:

1. Company Names are being pulled from the tab titled "Enter Company Names". If needed, please copy format in column B. Click Calculate.
2. Click **Calculate** in the Bottom Left Corner.
3. Under the **CSRHub Menu** at the top of the Toolbar, Click "**Rebuild Data on This Sheet**".

CSRHUB[®] Bulk Extract



[More instructions and examples are available online.](#)

Showing Data From **January 2024** To **January 2026**

NA = Rating or information not available. This can also be due to a company with only partial ratings. We do not provide an overall score for partially rated companies.

From "Enter Company Names" Cell H	Compensation & Benefits Rating (December 2024)	Compensation & Benefits Rating (January 2025)	Compensation & Benefits Rating (February 2025)	Compensation & Benefits Rating (March 2025)	Compensation & Benefits Rating (April 2025)	Compensation & Benefits Rating (May 2025)	Compensation & Benefits Rating (June 2025)	Compensation & Benefits Rating (July 2025)	Compensation & Benefits Rating (August 2025)	Compensation & Benefits Rating (September 2025)	Compensation & Benefits Rating (October 2025)	Compensation & Benefits Rating (November 2025)	Compensation & Benefits Rating (December 2025)	Compensation & Benefits Rating (January 2026)
Exxon Mobil Corporation	48	49	49	49	50	50	50	51	51	50	50	50	50	50
Inner Mongolia Eerduosi Resources Co Ltd	47	45	46	46	45	45	45	46	46	44	43	43	43	42
RYANAIR HOLDINGS PLC	44	43	42	41	45	44	44	45	46	47	46	46	46	46
Target Corporation	64	65	64	64	63	63	61	61	60	62	61	60	60	60
Walmart Inc.	57	58	56	55	56	56	56	56	57	57	56	55	55	55
Ford Motor Company	58	59	58	58	57	57	57	58	58	60	59	59	59	59
Gazprom	52	46	45	45	51	51	51	51	51	50	48	48	47	48
Tesla Motors, Inc.	47	46	46	46	49	49	48	49	49	46	46	47	45	45
WuXi AppTec Co Ltd	63	65	65	65	62	61	61	61	61	56	55	54	54	55
Amazon.com, Inc.	54	54	54	54	55	55	54	54	55	55	54	53	54	54

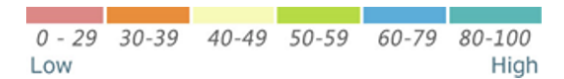
ESG Historical Research Ratings – Diversity & Labor Rights 25 months

Extract Data for a List of Companies

Instructions:

1. Company Names are being pulled from the tab titled "Enter Company Names". If needed, please copy format in column B. Click Calculate.
2. Click **Calculate** in the Bottom Left Corner.
3. Under the **CSRHub Menu** at the top of the Toolbar, Click "**Rebuild Data on This Sheet**".

CSRHUB[®] Bulk Extract



[More instructions and examples are available online.](#)

Showing Data From **January 2024** To **January 2026**

NA = Rating or information not available. This can also be due to a company with only partial ratings. We do not provide an overall score for partially rated companies.

From "Enter Company Names" Cell H	Diversity & Labor Rights Rating (December 2024)	Diversity & Labor Rights Rating (January 2025)	Diversity & Labor Rights Rating (February 2025)	Diversity & Labor Rights Rating (March 2025)	Diversity & Labor Rights Rating (April 2025)	Diversity & Labor Rights Rating (May 2025)	Diversity & Labor Rights Rating (June 2025)	Diversity & Labor Rights Rating (July 2025)	Diversity & Labor Rights Rating (August 2025)	Diversity & Labor Rights Rating (September 2025)	Diversity & Labor Rights Rating (October 2025)	Diversity & Labor Rights Rating (November 2025)	Diversity & Labor Rights Rating (December 2025)	Diversity & Labor Rights Rating (January 2026)
Exxon Mobil Corporation	51	51	50	50	50	50	50	50	51	51	51	51	51	51
Inner Mongolia Eerduosi Resources Co Ltd	53	51	52	52	50	50	50	52	52	49	48	48	48	48
RYANAIR HOLDINGS PLC	50	50	48	47	48	48	48	49	50	51	51	51	52	52
Target Corporation	62	63	62	61	61	61	60	60	60	61	61	60	60	60
Walmart Inc.	56	57	54	54	53	53	52	52	53	55	55	54	54	54
Ford Motor Company	59	60	59	59	59	59	58	59	60	61	61	61	61	61
Gazprom	53	48	45	45	47	47	47	47	45	45	44	43	43	45
Tesla Motors, Inc.	46	45	45	44	46	46	46	47	47	46	46	45	44	44
WuXi AppTec Co Ltd	64	66	66	66	65	65	65	65	64	61	61	60	60	61
Amazon.com, Inc.	52	51	50	50	50	51	50	50	51	53	53	52	52	52

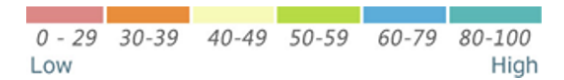
ESG Historical Research Ratings – Training, Safety & Health 25 months

Extract Data for a List of Companies

Instructions:

1. Company Names are being pulled from the tab titled "Enter Company Names". If needed, please copy format in column B. Click Calculate.
2. Click **Calculate** in the Bottom Left Corner.
3. Under the **CSRHub Menu** at the top of the Toolbar, Click "**Rebuild Data on This Sheet**".

CSRHUB[®] Bulk Extract



[More instructions and examples are available online.](#)

Showing Data From **January 2024** To **January 2026**

NA = Rating or information not available. This can also be due to a company with only partial ratings. We do not provide an overall score for partially rated companies.

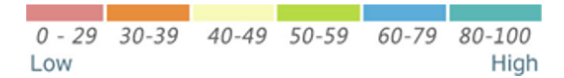
From "Enter Company Names" Cell H	Training, Health & Safety Rating (December 2024)	Training, Health & Safety Rating (January 2025)	Training, Health & Safety Rating (February 2025)	Training, Health & Safety Rating (March 2025)	Training, Health & Safety Rating (April 2025)	Training, Health & Safety Rating (May 2025)	Training, Health & Safety Rating (June 2025)	Training, Health & Safety Rating (July 2025)	Training, Health & Safety Rating (August 2025)	Training, Health & Safety Rating (September 2025)	Training, Health & Safety Rating (October 2025)	Training, Health & Safety Rating (November 2025)	Training, Health & Safety Rating (December 2025)	Training, Health & Safety Rating (January 2026)
Exxon Mobil Corporation	51	52	51	51	50	51	50	50	51	50	50	49	48	49
Inner Mongolia Eerduosi Resources Co Ltd	42	39	40	40	39	39	39	40	40	40	40	40	40	40
RYANAIR HOLDINGS PLC	54	53	52	52	53	53	53	53	54	53	53	49	49	48
Target Corporation	65	66	64	64	63	63	63	64	65	65	64	61	61	61
Walmart Inc.	66	67	65	65	64	64	63	63	64	63	62	60	60	60
Ford Motor Company	61	61	61	60	60	60	60	60	61	61	60	59	58	58
Gazprom	54	50	47	47	49	49	49	49	48	48	47	47	46	47
Tesla Motors, Inc.	55	54	54	53	56	56	56	56	56	51	50	49	48	48
WuXi AppTec Co Ltd	72	74	74	73	72	72	72	72	72	69	69	67	67	68
Amazon.com, Inc.	56	57	56	56	56	56	55	55	55	55	55	54	54	55

ESG Historical Research Ratings – Energy & Climate Change 25 months

Extract Data for a List of Companies

Instructions:

1. Company Names are being pulled from the tab titled "Enter Company Names". If needed, please copy format in column B. Click Calculate.
2. Click **Calculate** in the Bottom Left Corner.
3. Under the **CSRHub Menu** at the top of the Toolbar, Click "**Rebuild Data on This Sheet**".



[More instructions and examples are available online.](#)

Showing Data From **January 2024** To **January 2026**

NA = Rating or information not available. This can also be due to a company with only partial ratings. We do not provide an overall score for partially rated companies.

From "Enter Company Names" Cell H	Energy & Climate Change Rating (December 2024)	Energy & Climate Change Rating (January 2025)	Energy & Climate Change Rating (February 2025)	Energy & Climate Change Rating (March 2025)	Energy & Climate Change Rating (April 2025)	Energy & Climate Change Rating (May 2025)	Energy & Climate Change Rating (June 2025)	Energy & Climate Change Rating (July 2025)	Energy & Climate Change Rating (August 2025)	Energy & Climate Change Rating (September 2025)	Energy & Climate Change Rating (October 2025)	Energy & Climate Change Rating (November 2025)	Energy & Climate Change Rating (December 2025)	Energy & Climate Change Rating (January 2026)
Exxon Mobil Corporation	48	48	47	49	50	50	50	50	50	51	50	51	51	52
Inner Mongolia Eerduosi Resources Co Ltd	38	37	37	37	38	38	38	38	38	37	37	37	37	36
RYANAIR HOLDINGS PLC	47	47	47	46	48	48	49	49	49	50	50	53	53	53
Target Corporation	68	68	68	67	67	67	64	64	64	64	63	65	65	65
Walmart Inc.	62	62	62	63	63	63	62	62	62	63	62	63	62	63
Ford Motor Company	65	65	65	65	65	66	65	65	65	66	65	66	66	66
Gazprom	60	58	58	58	60	59	58	58	58	58	58	58	58	60
Tesla Motors, Inc.	55	54	55	53	53	54	54	54	54	51	51	53	53	53
WuXi AppTec Co Ltd	62	61	61	58	59	60	59	58	58	54	53	58	57	58
Amazon.com, Inc.	54	54	54	53	54	55	54	54	54	55	55	56	56	57

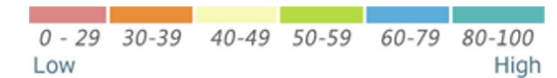
ESG Historical Research Ratings – Environmental Policy & Reporting 25 months

Extract Data for a List of Companies

Instructions:

1. Company Names are being pulled from the tab titled "Enter Company Names". If needed, please copy format in column B. Click Calculate.
2. Click **Calculate** in the Bottom Left Corner.
3. Under the **CSRHub Menu** at the top of the Toolbar, Click "**Rebuild Data on This Sheet**".

CSRHUB[®] Bulk Extract



[More instructions and examples are available online.](#)

From "Enter Company Names" Cell H	Environment Policy & Reporting Rating (December 2024)	Environment Policy & Reporting Rating (January 2025)	Environment Policy & Reporting Rating (February 2025)	Environment Policy & Reporting Rating (March 2025)	Environment Policy & Reporting Rating (April 2025)	Environment Policy & Reporting Rating (May 2025)	Environment Policy & Reporting Rating (June 2025)	Environment Policy & Reporting Rating (July 2025)	Environment Policy & Reporting Rating (August 2025)	Environment Policy & Reporting Rating (September 2025)	Environment Policy & Reporting Rating (October 2025)	Environment Policy & Reporting Rating (November 2025)	Environment Policy & Reporting Rating (December 2025)	Environment Policy & Reporting Rating (January 2026)
Exxon Mobil Corporation	43	43	43	44	46	46	46	46	46	46	45	45	45	45
Inner Mongolia Eerduosi Resources Co Ltd	40	38	39	38	38	38	38	38	38	38	37	37	36	38
RYANAIR HOLDINGS PLC	46	46	47	46	47	47	47	47	46	50	50	51	51	51
Target Corporation	64	65	65	63	64	64	60	60	60	59	58	59	58	59
Walmart Inc.	55	56	56	56	56	56	56	56	56	56	55	55	55	54
Ford Motor Company	64	64	65	63	64	64	64	64	64	64	62	63	63	63
Gazprom	60	56	55	55	57	55	55	55	54	54	54	53	53	55
Tesla Motors, Inc.	44	44	45	43	44	45	44	44	44	47	46	45	45	45
WuXi AppTec Co Ltd	64	64	64	60	62	62	60	61	60	59	58	59	59	60
Amazon.com, Inc.	48	48	48	47	48	49	49	48	49	49	48	49	49	50

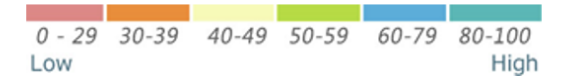
ESG Historical Research Ratings – Resource Management 25 months

Extract Data for a List of Companies

Instructions:

1. Company Names are being pulled from the tab titled "Enter Company Names". If needed, please copy format in column B. Click Calculate.
2. Click **Calculate** in the Bottom Left Corner.
3. Under the **CSRHub Menu** at the top of the Toolbar, Click "**Rebuild Data on This Sheet**".

CSRHUB® Bulk Extract



[More instructions and examples are available online.](#)

Showing Data From **January 2024** To **January 2026**

NA = Rating or information not available. This can also be due to a company with only partial ratings. We do not provide an overall score for partially rated companies.

From "Enter Company Names" Cell H	Resource Management Rating (December 2024)	Resource Management Rating (January 2025)	Resource Management Rating (February 2025)	Resource Management Rating (March 2025)	Resource Management Rating (April 2025)	Resource Management Rating (May 2025)	Resource Management Rating (June 2025)	Resource Management Rating (July 2025)	Resource Management Rating (August 2025)	Resource Management Rating (September 2025)	Resource Management Rating (October 2025)	Resource Management Rating (November 2025)	Resource Management Rating (December 2025)	Resource Management Rating (January 2026)
Exxon Mobil Corporation	39	39	38	38	41	41	41	41	42	43	42	41	41	42
Inner Mongolia Eerduosi Resources Co Ltd	33	31	31	31	31	31	31	32	32	32	30	30	30	30
RYANAIR HOLDINGS PLC	49	49	51	52	54	54	54	54	53	53	53	53	53	53
Target Corporation	60	60	60	60	61	61	60	61	60	59	58	59	59	59
Walmart Inc.	56	58	58	58	58	59	60	61	60	59	58	58	58	58
Ford Motor Company	62	62	62	62	64	65	65	65	65	64	63	63	63	63
Gazprom	54	52	51	51	53	50	50	50	50	50	49	49	49	50
Tesla Motors, Inc.	48	47	48	48	49	49	49	50	49	49	49	48	48	48
WuXi AppTec Co Ltd	54	53	54	54	55	55	55	55	54	52	51	52	52	52
Amazon.com. Inc.	46	46	47	47	48	49	49	49	49	48	48	49	48	49

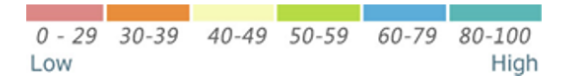
ESG Historical Research Ratings – Board 25 months

Extract Data for a List of Companies

Instructions:

1. Company Names are being pulled from the tab titled "Enter Company Names". If needed, please copy format in column B. Click Calculate.
2. Click **Calculate** in the Bottom Left Corner.
3. Under the **CSRHub Menu** at the top of the Toolbar, Click "**Rebuild Data on This Sheet**".

CSRHUB[®] Bulk Extract



[More instructions and examples are available online.](#)

Showing Data From **January 2024** To **January 2026**

NA = Rating or information not available. This can also be due to a company with only partial ratings. We do not provide an overall score for partially rated companies.

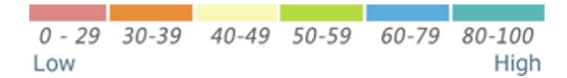
From "Enter Company Names" Cell H	Board Rating (December 2024)	Board Rating (January 2025)	Board Rating (February 2025)	Board Rating (March 2025)	Board Rating (April 2025)	Board Rating (May 2025)	Board Rating (June 2025)	Board Rating (July 2025)	Board Rating (August 2025)	Board Rating (September 2025)	Board Rating (October 2025)	Board Rating (November 2025)	Board Rating (December 2025)	Board Rating (January 2026)
Exxon Mobil Corporation	55	55	56	56	56	57	56	56	56	56	55	56	57	57
Inner Mongolia Eerduosi Resources Co Ltd	54	54	56	56	54	53	53	53	53	52	53	53	53	53
RYANAIR HOLDINGS PLC	58	59	59	59	60	60	59	59	59	60	59	59	59	58
Target Corporation	65	65	65	65	65	65	65	65	64	63	62	60	60	60
Walmart Inc.	60	60	60	60	60	60	60	61	59	59	58	57	58	57
Ford Motor Company	60	60	60	59	60	60	60	60	60	60	59	58	59	59
Gazprom	54	53	47	47	52	52	52	52	52	52	51	51	51	52
Tesla Motors, Inc.	45	44	44	44	45	46	46	46	43	43	43	47	46	45
WuXi AppTec Co Ltd	58	58	59	58	58	57	57	58	56	54	54	57	57	57
Amazon.com, Inc.	58	58	58	59	59	59	59	59	58	58	58	56	57	56

ESG Historical Research Ratings – Leadership & Ethics 25 months

Extract Data for a List of Companies

Instructions:

1. Company Names are being pulled from the tab titled "Enter Company Names". If needed, please copy format in column B. Click Calculate.
2. Click **Calculate** in the Bottom Left Corner.
3. Under the **CSRHub Menu** at the top of the Toolbar, Click "**Rebuild Data on This Sheet**".



[More instructions and examples are available online.](#)

Showing Data From **January 2024** To **January 2026**

NA = Rating or information not available. This can also be due to a company with only partial ratings. We do not provide an overall score for partially rated companies.

From "Enter Company Names" Cell H	Leadership Ethics Rating (December 2024)	Leadership Ethics Rating (January 2025)	Leadership Ethics Rating (February 2025)	Leadership Ethics Rating (March 2025)	Leadership Ethics Rating (April 2025)	Leadership Ethics Rating (May 2025)	Leadership Ethics Rating (June 2025)	Leadership Ethics Rating (July 2025)	Leadership Ethics Rating (August 2025)	Leadership Ethics Rating (September 2025)	Leadership Ethics Rating (October 2025)	Leadership Ethics Rating (November 2025)	Leadership Ethics Rating (December 2025)	Leadership Ethics Rating (January 2026)
Exxon Mobil Corporation	49	49	49	49	48	49	48	48	49	49	48	49	49	49
Inner Mongolia Eerduosi Resources Co Ltd	56	56	57	57	56	56	56	56	55	55	55	55	55	55
RYANAIR HOLDINGS PLC	52	52	52	52	52	52	52	52	52	56	55	53	53	53
Target Corporation	62	62	62	61	61	61	60	59	58	58	58	58	57	57
Walmart Inc.	54	55	55	55	55	55	55	55	54	54	53	53	53	53
Ford Motor Company	59	59	59	58	58	59	58	58	58	57	57	57	57	57
Gazprom	56	56	50	50	51	50	50	49	50	50	50	49	49	50
Tesla Motors, Inc.	45	45	45	45	46	46	46	46	45	46	46	48	47	47
WuXi AppTec Co Ltd	61	61	62	61	61	61	61	61	59	59	58	60	60	60
Amazon.com, Inc.	51	51	51	51	51	51	52	52	51	51	51	50	50	50

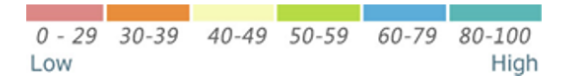
ESG Historical Research Ratings – Transparency & Reporting 25 months

Extract Data for a List of Companies

Instructions:

1. Company Names are being pulled from the tab titled "Enter Company Names". If needed, please copy format in column B. Click Calculate.
2. Click **Calculate** in the Bottom Left Corner.
3. Under the **CSRHub Menu** at the top of the Toolbar, Click "**Rebuild Data on This Sheet**".

CSRHUB[®] Bulk Extract



[More instructions and examples are available online.](#)

Showing Data From **January 2024** To **January 2026**

NA = Rating or information not available. This can also be due to a company with only partial ratings. We do not provide an overall score for partially rated companies.

From "Enter Company Names" Cell H	Transparency & Reporting Rating (December 2024)	Transparency & Reporting Rating (January 2025)	Transparency & Reporting Rating (February 2025)	Transparency & Reporting Rating (March 2025)	Transparency & Reporting Rating (April 2025)	Transparency & Reporting Rating (May 2025)	Transparency & Reporting Rating (June 2025)	Transparency & Reporting Rating (July 2025)	Transparency & Reporting Rating (August 2025)	Transparency & Reporting Rating (September 2025)	Transparency & Reporting Rating (October 2025)	Transparency & Reporting Rating (November 2025)	Transparency & Reporting Rating (December 2025)	Transparency & Reporting Rating (January 2026)
Exxon Mobil Corporation	50	50	49	50	51	51	50	50	51	51	50	51	51	51
Inner Mongolia Eerduosi Resources Co Ltd	49	49	50	50	48	48	48	48	47	46	47	47	47	47
RYANAIR HOLDINGS PLC	51	51	51	51	51	51	51	51	51	57	56	56	56	56
Target Corporation	60	61	60	60	60	60	57	57	57	58	57	57	58	58
Walmart Inc.	54	54	54	54	54	55	54	55	54	55	55	56	55	56
Ford Motor Company	57	57	57	56	57	57	56	56	56	58	57	57	58	58
Gazprom	54	52	55	55	57	54	54	55	55	56	55	55	54	55
Tesla Motors, Inc.	41	40	40	41	42	42	42	42	41	45	44	49	46	45
WuXi AppTec Co Ltd	56	57	57	57	57	56	56	57	55	56	55	59	59	60
Amazon.com, Inc.	52	51	51	51	52	52	52	52	52	52	52	52	54	53