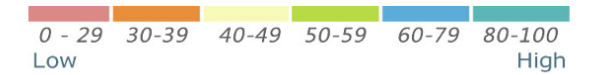


Supply Chain – Enter Company Names

CSRHUB® Dashboard Starting Point

Enter The Company Or Companies You Want To Study

1. Enter a company name, part of a company name, or a brand in column B, a ticker into column C, a web URL into column D, and/or an ISIN number into column E.
2. If the CSRHub name you want does not appear in column J, use the CSRHub name lookup tool (top menu, CSRHub...Company) to paste the right text company name into column J.
3. The data in columns K to Q should help you double check that you have the right name match. The name in column J is the one used automatically on other sheets.
4. If you need to lookup more than 30 companies, you can copy the formulas in row 44 down.
5. Use column A to store your internal identifier or version of the company name for later reference.
6. Set the date for your report in the box starting in cell S10. Spell out the month and use four digits for the year.
7. Choose Formulas from the top menu, then Calculate Sheet. This will allow our database to update the sheet. You can change the scope of search using the box starting in column R.
8. Enter your CSRHub site credentials (username/password) when directed.



NA = Rating or information not available. This can also be due to a company with only partial ratings. We do not provide an overall score for partially rated companies.

Version: 3.3
Last Content Update: 3/9/26
Last Code Update: 12/25/25
Includes MonetDB Mac Update


10 Companies		Search scope parameters (see Column P)		0	0	0	0	More instructions and examples are available online.	Ways to Double Check the Name						
Enter Name	Enter Ticker (No exchange code)	Enter web URL	Enter ISIN	Simple Lookup (NA or blank = didn't work)	Ticker Lookup (NA or blank = didn't work)	URL Lookup (NA or blank = didn't work)	ISIN Lookup (NA or blank = didn't work)	Best Guess (replace using name lookup tool when NA)	Country	City	Ticker	# of Sources	ISIN	Industry	Overall Ratings
Exxon Mobil				Exxon Mobil Corporation	NA	NA	NA	Exxon Mobil Corporation	USA	Irving	XOM	63	US30231G1022	Oil and Gas Extraction	49
Inner Mongolia Eerduosi				Inner Mongolia Eerduosi Resources Co Ltd	NA	NA	NA	Inner Mongolia Eerduosi Resources Co Ltd	China	Eerduosi	600295	15	CNE0000017T6	Mining (except Oil & Gas)	44
Ryanair Holdings				RYANAIR HOLDINGS PLC	NA	NA	NA	RYANAIR HOLDINGS PLC	Ireland	Dublin	RYA	35	IE00BYTBXV33	Passenger Airlines	50
Target				Target Corporation	NA	NA	NA	Target Corporation	USA	Minneapolis	TGT	84	US87612E1064	Retail	60
Walmart				Walmart Inc.	NA	NA	NA	Walmart Inc.	USA	Bentonville	WMT	88	US9311421039	Retail	57
	F			NA	Ford Motor Company	NA	NA	Ford Motor Company	USA	Dearborn	F	74	US3453708600	Motor Vehicle Manufacturing	61
	GAZPN			NA	Gazprom	NA	NA	Gazprom	Russian Federation	Moscow	GAZPN	25	RU0007661625	Oil and Gas Extraction	51
		www.teslamotors.com		NA	NA	Tesla Motors, Inc.	NA	Tesla Motors, Inc.	USA	Palo Alto	TSLA	67	US88160R1014	Motor Vehicle Manufacturing	47
			CNE100003F19	NA	NA	NA	WuXi AppTec Co Ltd	WuXi AppTec Co Ltd	China	Shanghai	02359	31	CNE100003F19	Medical & Diagnostic Laboratories	60
			US0231351067	NA	NA	NA	Amazon.com, Inc.	Amazon.com, Inc.	USA	Seattle	AMZN	82	US0231351067	Electronic Shopping and Mail-Order Houses	52

Supply Chain – Ratings

Instructions for Supply Chain (Continued)

[More instructions and examples are available online.](#)

1. Choose Formulas from the top menu, then Calculate Sheet. This will allow our database to update this sheet.
2. Your internal ID and the correct company name should appear in columns A and B on this sheet, below.
3. Go to the CSRHub menu and click on the "Rebuild Data on This Sheet" button. Your sheet should refresh. Then Calculate Sheet.
4. If you want to change the fields that will be returned, click on the CSRHub menu tab and the "Choose Fields on This Sheet" button.
5. If you change the number of columns you need to reformat the sheet or delete unused data.



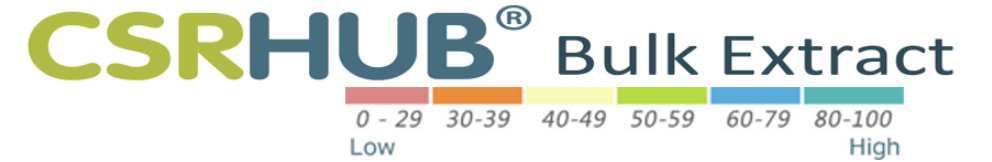
Average Rating	53	52	53	53	54
Best Rating	60	63	62	64	59
Worst Rating	43	43	43	35	46
COMPANY NAME (From Enter Company Names Sheet)	Overall Rating (January 2026)	Community Rating (January 2026)	Employees Rating (January 2026)	Environment Rating (January 2026)	Governance Rating (January 2026)
Exxon Mobil Corporation	48	45	50	46	52
Inner Mongolia Eerduosi Resources Co Ltd	43	43	43	35	52
RYANAIR HOLDINGS PLC	52	50	49	53	56
Target Corporation	59	56	60	61	59
Walmart Inc.	56	54	56	58	55
Ford Motor Company	60	58	59	64	58
Gazprom	51	49	46	55	52
Tesla Motors, Inc.	47	49	46	49	46
WuXi AppTec Co Ltd	60	63	62	57	59
Amazon.com, Inc.	52	49	54	52	53

Supply Chain – Ratings

Instructions for Supply Chain (Continued)

[More instructions and examples are available online.](#)

1. Choose Formulas from the top menu, then Calculate Sheet. This will allow our database to update this sheet.
2. Your internal ID and the correct company name should appear in columns A and B on this sheet, below.
3. Go to the CSRHub menu and click on the "Rebuild Data on This Sheet" button. Your sheet should refresh. Then Calculate Sheet.
4. If you want to change the fields that will be returned, click on the CSRHub menu tab and the "Choose Fields on This Sheet" button.
5. If you change the number of columns you need to reformat the sheet or delete unused data.



Average Rating	53	52	50	51	53	53	56	52	50	55	53	54
Best Rating	59	65	66	60	61	68	66	63	63	60	60	60
Worst Rating	46	38	41	42	44	40	36	38	30	45	47	45
COMPANY NAME (From Enter Company Names Sheet)	Community Dev & Philanthropy Rating (January 2026)	Human Rights & Supply Chain Rating (January 2026)	Product Rating (January 2026)	Compensation & Benefits Rating (January 2026)	Diversity & Labor Rights Rating (January 2026)	Training, Health & Safety Rating (January 2026)	Energy & Climate Change Rating (January 2026)	Environment Policy & Reporting Rating (January 2026)	Resource Management Rating (January 2026)	Board Rating (January 2026)	Leadership Ethics Rating (January 2026)	Transparency & Reporting Rating (January 2026)
Exxon Mobil Corporation	50	45	41	50	51	49	52	45	42	57	49	51
Inner Mongolia Eerduosi Resources Co Ltd	46	38	45	42	48	40	36	38	30	53	55	47
RYANAIR HOLDINGS PLC	48	53	48	46	52	48	53	51	53	58	53	56
Target Corporation	58	57	54	60	60	61	65	59	59	60	57	58
Walmart Inc.	53	55	53	55	54	60	63	54	58	57	53	56
Ford Motor Company	59	63	53	59	61	58	66	63	63	59	57	58
Gazprom	53	48	45	48	45	47	60	55	50	52	50	55
Tesla Motors, Inc.	50	49	50	45	44	48	53	45	48	45	47	45
WuXi AppTec Co Ltd	59	65	66	55	61	68	58	60	52	57	60	60
Amazon.com, Inc.	52	49	47	54	52	55	57	50	49	56	50	53